





**Update 11.5.2025**

 New water main installation is completed.

 All individual water services are reconnected to the new main.

 Individual water services will soon be reconnected to the new main.

 Restoration continues on Gold, Arbor, and Castelar Streets, and S 80th Avenue.

 Restoration is completed.

**METROPOLITAN**  
UTILITIES DISTRICT

**WP2078**

**CONTRACTOR**



Dorcas St

Ridgewood Ave

Martha St

Dupont St

Martha St

Crews will soon be reconnecting the old water main to the new main.

Castelar St

S 84th St

Arbor St

Ridgewood Ave

S 80th Ave

Cemetery Rd

Gold St

S 84th St

Crews will soon be reconnecting the old water main to the new main- this will be the final connection for the project area.

W Center Rd

W Center Rd

S 80th Ave



**SPRINKLER SYSTEMS**

damaged during the project will be repaired. If you notice any issues or damage, please report them so they can be addressed.



March 2025

Si desea más información  
acerca este proyecto en  
español, por favor llame al  
**402.554.6666**



## WATER INFRASTRUCTURE REPLACEMENT

This project may require the replacement of your water service line and meter to your home or business, all at no cost to you.

### PROJECT TIMELINE

1

#### LOCATE UTILITIES

A technician from M.U.D. will be marking utilities with flags and/or paint. For the safety of everyone, please do not remove these flags or markings.

2

#### DIG EXCAVATIONS

Excavations of various sizes will be dug to expose services in front of homes and businesses and on corner lots to assist with installing the new main and making final connections. The corner lot excavations will be large and remain until final connections are made at the end of the project and the old main has been taken out of service.

3

#### INSTALL NEW WATER MAIN

The crew plans to bore (install) the main underground and under driveways. If necessary, driveways, sidewalks, lawns, and landscaping may be impacted and will be restored.

4

#### RECONNECT SERVICES

Homes and businesses will be reconnected to the new main. This will include a temporary water service interruption. You will be notified in advance of any planned service interruption.

5

#### ABANDON OLD MAIN AND TAKE OUT OF SERVICE

After water main installation and service reconnection work is completed, the old water main will be abandoned and taken out of service. This will include another temporary water service interruption. You will be notified in advance of any planned interruption.

6

#### RESTORATION

Restore lawns, landscaping, sidewalks, driveways, and streets at the end of the project and/or as weather permits.

### WHY

- Investing in your neighborhood by replacing the water mains in your area.
- Part of M.U.D.'s Infrastructure Replacement Program.

### WHEN AND HOW LONG

Work will begin very soon. Given the project's size, we anticipate it will extend through 2025.

### TRAFFIC

Possible lane restrictions may exist. Parking on the street may be restricted. For the safety of everyone, please slow down when driving in the area.


### TO PREPARE FOR A WATER SERVICE INTERRUPTION

To continue using a tank-style toilet, fill a container with water and have a bucket nearby to scoop water into the toilet tank and fill about halfway **for each flush**. A bathtub works great for this.

### AFTER A WATER SERVICE INTERRUPTION

It is normal for air to be in the water lines after a water service interruption. Please run your COLD water for about 10 minutes to release the air.

YOUR PROJECT CONTACT  
**SR. ENGINEERING TECHNICIAN**  
DUSTIN at 402.504.0426



Hydrants are generally in easement or Right of Way (ROW) and may be moved to accommodate the new main location and meet all fire codes.



If you have a physical disability and are worried about accessibility to your home or business, please contact us.

Project questions and concerns may also be directed to:  
Melissa Lahm 402.504.5117  
Feel free to send an email to [CustomerSuccessTeam@mudnebr.com](mailto:CustomerSuccessTeam@mudnebr.com)

Scan to watch a video on what to expect during  
an infrastructure replacement project

