

METROPOLITAN
UTILITIES DISTRICT

*Consumer Confidence Report
for January 1 - December 31, 2024*

**2024
Water Quality Report**

Contents

- 02 LETTER TO OUR CUSTOMER-OWNERS
- 02 WHY THIS REPORT?
- 03 SOURCES OF DRINKING WATER
- 03 SOURCE WATER ASSESSMENT
- 04 WATER TREATMENT PROCESS
- 05 TESTED CONTAMINANTS
- 06 CRYPTOSPORIDIUM TESTS
- 07 TEST RESULTS
- 12 PUBLIC MEETINGS
- 12 HEALTH AND HOME WATER USAGE
- 13 WISE WATER USE TIPS

Letter to Customer-Owners

Many of us often take for granted the precious resource that flows from our faucets — safe and reliable drinking water.

Metropolitan Utilities District (M.U.D.) is proud to present the 2024 Water Quality Report, which provides an overview of your drinking water from the source to the tap. Your water continues to meet or exceed all state and federal standards for drinking water.

M.U.D. operates and maintains more than 3,100 miles of mains that deliver clean drinking water to more than 229,000 customer accounts in the metro Omaha area, serving a population of nearly 600,000 people. M.U.D. serves an average of 90 million gallons of water per day to the community and maintains more than 29,000 hydrants for fire protection.

We operate three water treatment plants, which provide a reliable water supply and also allow us to take facilities out of service as needed for system maintenance or improvements.

Some of our infrastructure dates back to the 1880s and one of the challenges this poses is water main breaks. In 2024, we repaired nearly 600 water main leaks and breaks.

To improve system reliability, M.U.D. began a program in 2008 to replace and update critical infrastructure. Prioritization of water main replacements is based on a sophisticated risk model and asset management plan that considers a variety of factors, including break history, type of pipe and consequence of failure. Customers fund this program through water infrastructure fees on their monthly bill. In 2024, we replaced or assessed nearly 21.5 miles of high risk water mains.

M.U.D. is working diligently to ensure a safe and reliable drinking water supply to our customer-owners, as well as safeguarding the water system for future generations.

Why This Report?

The Safe Drinking Water Act requires public water supply systems to prepare annual water quality reports for customers to receive accurate, comprehensive information about their water supply.

For more information, call 402.554.6666 or visit mudomaha.com.

Water Sources and Treatment

Sources of Drinking Water

Sources of drinking water (tap and bottled water) include rivers, lakes, streams, ponds, reservoirs, springs and groundwater wells. As water travels over the surface of the land or through the ground, it dissolves naturally occurring minerals and, in some cases, radioactive material, and can pick up substances resulting from the presence of animals or human activity.

Sources of M.U.D. tap water include the Missouri and Platte Rivers and the Dakota sandstone aquifer. These sources are categorized as surface water (Missouri River), groundwater under-the-direct-influence of surface water (Platte River) and groundwater. Water is pumped from intakes and wells maintained by the District.

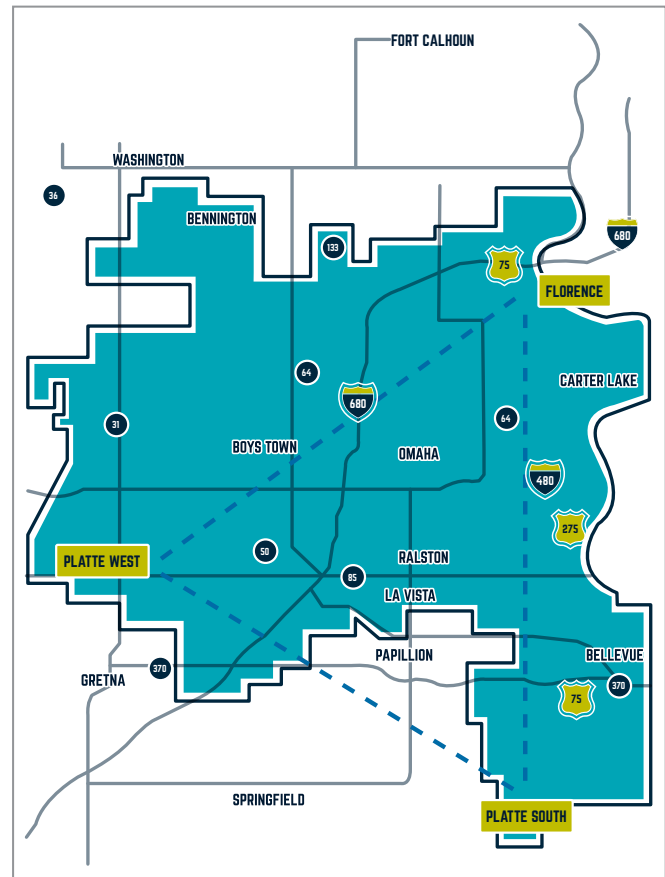
Source Water Assessment

The Nebraska Department of Environment and Energy (NDEE) completed the source water assessment which includes a wellhead protection area map, potential contaminant source inventory, vulnerability rating and source water protection information.

To better protect the quality of the water in our wellfields, we have wellhead protection plans for our Platte South and Platte West wellfields.

Wellhead protection is the management of the land surrounding a water supply well to prevent contamination of the water supply. The plans provide a detailed account of the potential threats to the facilities and a summary of existing and recommended management strategies.

To view the source water assessment report or the wellhead protection plans, visit the Water Resources page on mudomaha.com.



Three Treatment Plants Form a “Triangle of Reliability”

M.U.D. operates three water treatment plants — Florence, Platte West and Platte South — to serve the water supply needs of the metro Omaha area. M.U.D. also operates and maintains more than 3,100 miles of mains that deliver safe drinking water to more than 229,000 customer accounts. We serve an average of 90 million gallons of water per day to the community and maintain more than 29,000 hydrants for fire protection.

If you have additional questions, please call Customer Service at 402.554.6666 or email customer_service@mudnebr.com.

Water Treatment Process

1. Sedimentation

Settle out silt

2. Clarification & Softening

Remove silt and hardness (some minerals)

3. Disinfection

Destroy bacteria and parasites

4. Filtration

Remove very fine suspended matter

We use chloramines in the water treatment process to kill bacteria that cause diseases such as typhoid and cholera. Approximately 20% of water supply systems in the U.S., including Council Bluffs and Lincoln, use chloramine as a disinfection agent.

Chloramine, a mixture of chlorine and ammonia, does not dissipate through boiling or exposure to the air in open containers as rapidly as chlorine. Chloraminated water is safe for warm-blooded animals to drink, including humans, kidney dialysis patients, pregnant women, infants, dogs, cats and birds, because their digestive systems neutralize chloramine before it reaches their bloodstreams.

Chloramine is toxic to cold-blooded animals, such as fish, reptiles, turtles and amphibians because it enters directly into their bloodstreams. Fish tank, aquarium and pond owners need to use filtration equipment or water treatment products to neutralize chloramines. These products are available at pet supply stores.

Before use in a home kidney dialysis system, the water must be treated. Check with your equipment supplier and/or physician.

M.U.D. adds fluoride to its treated water to promote dental health. Omaha voters approved fluoridation in 1968. In 2008, the Nebraska Unicameral passed LB 245 which requires all Nebraska cities and towns with populations over 1,000 to add fluoride to public water systems.

Both the Missouri and Platte Rivers have naturally-occurring fluoride in the range of 0.3 to 0.5 parts per million (ppm). The District adds enough fluoride to make the tap water concentration approximately 0.7 ppm, well below the federal limit of 4.0 ppm.

Fish tank, aquarium and pond owners need to use filtration equipment or water treatment products to neutralize chloramines. These products are available at pet supply stores.



Florence Water Treatment Plant



Platte West Water Treatment Plant



Platte South Water Treatment Plant



M.U.D. is Required to Test for the Following Contaminants:

- 1,1,1,2-TETRACHLOROETHANE
- 1,1,1-TRICHLOROETHANE
- 1,1,2,2-TETRACHLOROETHANE
- 1,1,2-TRICHLOROETHANE
- 1,1-DICHLOROETHANE
- 1,1-DICHLOROETHYLENE
- 1,1-DICHLOROPROPENE
- 1,2,3-TRICHLOROBENZENE
- 1,2,4-TRICHLOROBENZENE
- 1,2,4-TRIMETHYLBENZENE
- 1,2-DIBROMO-3-CHLOROPROPANE (DBCP)
- 1,2-DICHLOROETHANE
- 1,2-DICHLOROPROPANE
- 1,3,5-TRIMETHYLBENZENE
- 1,3-DICHLOROPROPANE
- 2,2-DICHLOROPROPANE
- 2,4,5-TP (SILVEX)
- 2,4-D
- 3-HYDROXYCARBOFURAN
- ALDICARB
- ALDICARB SULFONE
- ALDICARB SULFOXIDE
- ALDRIN
- ANATOXIN-A
- ANTIMONY
- AROCHLORS (POLYCHLORINATED BIPHENYLS)
- ARSENIC
- ASBESTOS
- ATRAZINE
- BARIUM
- BENZENE
- BENZO(A)PYRENE
- BERYLLIUM
- BHC-GAMMA (LINDANE)
- BROMOBENZENE
- BROMOCHLOROACETIC ACID
- BROMOCHLOROMETHANE
- BROMODICHLOROMETHANE
- BROMOFORM
- BROMOMETHANE
- BUTACHLOR
- CADMIUM
- CARBARYL
- CARBOFURAN
- CARBON TETRACHLORIDE
- CARBON (TOTAL ORGANIC CARBON)
- CHLORDANE
- CHLOROENZENE
- CHLOROETHANE
- CHLOROFORM
- CHLOROMETHANE
- CHLOROPYRIFOS
- CHROMIUM
- CIS-1,2-DICHLOROETHYLENE
- CIS-1,2-DICHLOROPROPENE
- COLIFORM BACTERIA
- COPPER
- CYANAZINE
- CYANIDE
- CYLINDROSPERMOPSIN
- DALAPON
- DI(2-ETHYLHEXYL) ADIPATE
- DI(2-ETHYLHEXYL) PHTHALATE
- DIBROMOACETIC ACID
- DIBROMOCHLOROMETHANE
- DIBROMOMETHANE
- DICAMBA
- DICHLOROACETIC ACID
- DICHLORODIFLUOROMETHNE
- DICHLOROMETHANE
- DIELDRIN
- DINOSEB
- DIQUAT
- E. COLI
- ENDOTHALL
- ENDRIN
- ETHYLBENZENE
- ETHYLENE DIBROMIDE (EDB)
- FLUORIDE
- FONOFOS
- GROSS ALPHA, INCLUDING RADON & URANIUM
- HEPTACHLOR
- HEPTACHLOR EPOXIDE
- HEXACHLOROBENZENE
- HEXACHLOROBUTADIENE
- HEXACHLOROCYCLOPENTADIENE
- IRON
- ISOPROPYLBENZENE
- LASSO (ALACHLOR)
- LEAD
- M-DICHLOROBENZENE
- MERCURY
- METHOMYL
- METHOXYCHLOR
- METHY TERT-BUTYL ETHER
- METOLACHLOR
- METRIBUZIN
- MONOBROMOACETIC ACID
- MONOCHLOROACETIC ACID
- N-BUTYLBENZENE
- N-PROPYLBENZENE
- NAPHTHALENE
- NICKEL
- NITRATE
- NITRITE
- O-CHLOROTOLUENE
- O-DICHLOROBENZENE
- OXAMYL (VYDATE)
- P-CHLOROTOLUENE
- P-DICHLOROBENZENE
- P-ISOPROPYLTOLUENE
- PARAQUAT
- PARATHION (ETHYL)
- PENTACHLOROPHENOL
- PICLORAM
- PROPACHLOR
- RADIUM-226
- RADIUM-228
- SEC-BUTYLBENZENE
- SELENIUM
- SIMAZINE
- STYRENE
- SULFATE
- SUTAN
- TERBUFOS
- TERT-BUTYLBENZENE
- TETRACHLOROETHYLENE
- THALLIUM
- TOLUENE
- TOTAL MICROCYSTINS & NODULARINS
- TOXAPHENE
- TRANS-1,2-DICHLOROETHYLENE
- TRANS-1,2-DICHLOROPROPENE
- TRICHLOROACETIC ACID
- TRICHLOROETHYLENE
- TRICHLOROFLUOROMETHANE
- TRIFLURALIN
- VINYL CHLORIDE
- XYLENES (TOTAL)



Detected contaminants results are listed in the following pages: 7 – 11

Cryptosporidium Tests

We tested the source and treated water for Cryptosporidium in the Water Quality Lab at our three water plants in 2024. No Cryptosporidium was detected in any of the samples we tested.

Cryptosporidium, a protozoan parasite and one-celled animal, is too small to be seen without a microscope. It's common in surface waters (lakes and rivers), especially when these waters contain sewage or animal waste. Cryptosporidium must be ingested to

cause infection. Symptoms include diarrhea, nausea and abdominal cramps. Most healthy individuals can overcome the infection within a few weeks.

We encourage immuno-compromised individuals to consult their doctor regarding appropriate precautions to take to avoid infection. Cryptosporidium may be spread through means other than drinking water.

Reading the Results

n/a

Not applicable

<

Less than

>

More than

AL

Action Level

The concentration of a contaminant which, if exceeded, triggers treatment or other requirements a water system must follow.

NTU

Nephelometric Turbidity Unit

A measure of the clarity of water.

ppt

Parts Per Trillion

1 part per trillion (or picogram per liter) and corresponds to 1 minute in 2 million years or 1 penny in 10 billion dollars.

MCL

Maximum Contaminant Level

The highest level of a contaminant allowed in drinking water. MCLs are set as close to the MCLGs as feasible using the best available treatment technology.

ppm

Parts Per Million

1 part per million (or milligram per liter) and corresponds to 1 minute in 2 years or 1 penny in 10 thousand dollars.

BPOL

Below Practical Quantitation Limits

The level at which the compound can be reliably quantified or assigned a value.

MCLG

Maximum Contaminant Level Goal

The level of a contaminant in drinking water below which there is no known or expected risk to health. MCLGs allow for a margin of safety.

ppb

Parts Per Billion

1 part per billion (or microgram per liter) and corresponds to 1 minute in 2,000 years or 1 penny in 10 million dollars.

pCi/l

PicoCuries Per Liter

Measurement of radioactivity.

Possible Source Water Contaminants



Microbial Contaminants

Viruses and bacteria, which may come from sewage treatment plants, septic systems, agricultural livestock operations and wildlife.



Inorganic Contaminants

Salts and metals, which can be naturally occurring or result from urban storm water run-off, industrial or domestic wastewater discharges, oil and gas production, mining or farming.



Pesticides and Herbicides

May come from a variety of sources such as agriculture, urban storm water run-off and residential uses.



Organic Chemical Contaminants

Synthetic and volatile organic chemicals, which are by-products of industrial processes and petroleum production, and also can come from gas stations, urban storm water run-off and septic systems.




Radioactive Contaminants

Can be naturally occurring or be the result of oil and gas production and mining activities.



Test Results

Results collected between 01/01/2024 through 12/31/2024 unless otherwise noted. The Nebraska Department of Environment and Energy requires monitoring of certain contaminants less than once per year because the concentrations of these contaminants do not change frequently. Therefore, some of this data may be more than a year old.



Coliform Bacteria

0

Total Coliform



5%

of monthly samples are positive



0.36

Highest Percentage of Positive Total Coliform Samples in any Month



Violation?

YES NO

Likely Source of Contamination

Naturally present in the environment; used as an indicator that other potentially harmful bacteria may be present.

Lead

7.59 ppb

90th Percentile

MCLG

0 ppb

AL

15 ppb

2

Sites over AL



Range of Levels (ppb): <0.5 – 77.8

Likely Source of Contamination

Erosion of natural deposits; leaching from wood preservatives; corrosion of household plumbing systems.

Monitoring period: 2020-2023; Sampled 08/2/22 – 10/12/22

Copper

0.0186 ppm

90th Percentile

MCLG

1.3 ppm

AL

1.3 ppm

0

Sites over AL



Range of Levels (ppm): <0.0025 – 0.0889

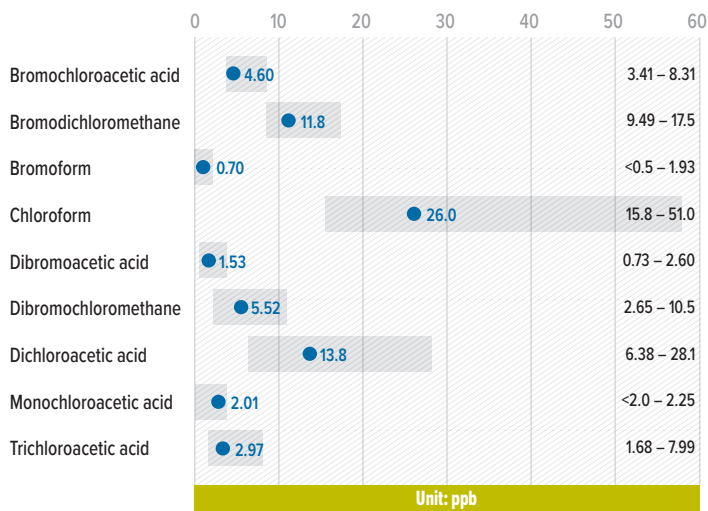
Likely Source of Contamination

Erosion of natural deposits; leaching from wood preservatives; corrosion of household plumbing systems.


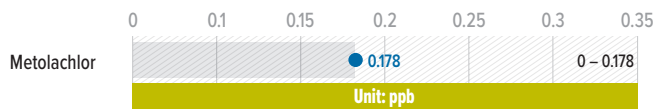
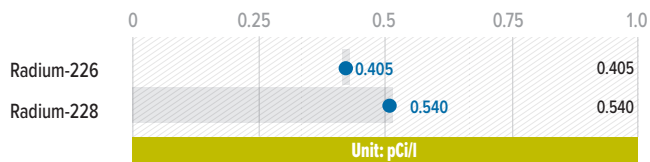
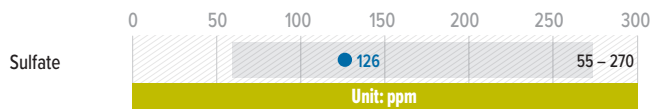
Monitoring period: 2020-2023; Sampled 08/2/22 – 10/12/22

Unregulated Water Quality Data

● Average Level Detected ▒ Range of Levels Detected


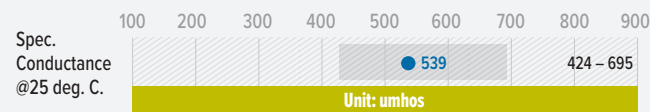
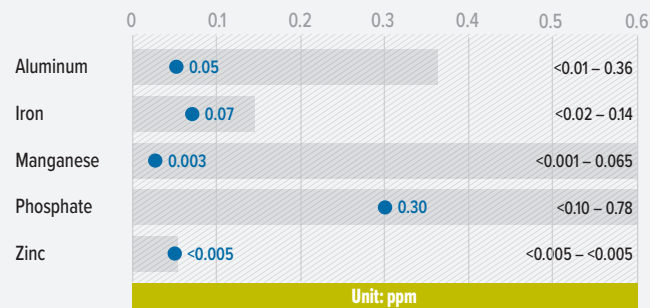
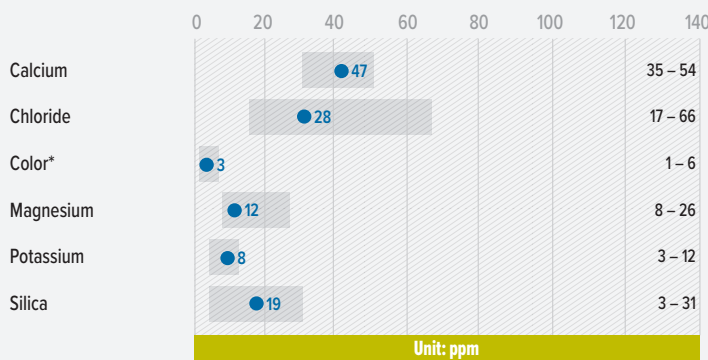
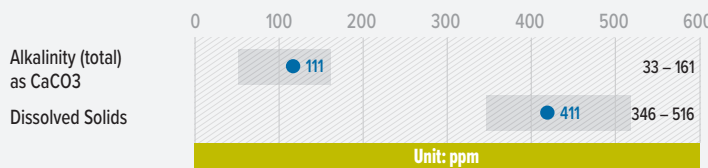


Total Organic Carbon (TOC) has no health effects. However, TOC provides a medium for the formation of disinfection byproducts. These byproducts include trihalomethanes (THMs) and haloacetic acids (HAAs). Drinking water containing these byproducts in excess of the MCL may lead to adverse health effects, liver or kidney problems, or nervous system effects and may lead to an increased risk of getting cancer.



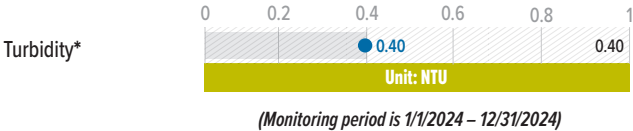
Mineral Analysis

● Average Level Detected ▒ Range of Levels Detected



*in cobalt platinum units

Regulated Contaminants



0.40

Highest level detected

99.5%

Lowest monthly percentage <0.3 NTU

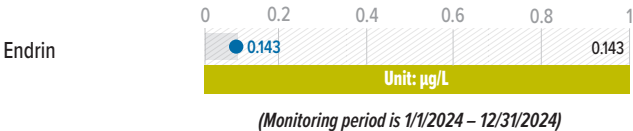
Violations?

YES NO

Likely Source of Contamination

Soil run-off.

*95% of monthly turbidities must be <0.3 NTU



0.143

Highest level detected

2 MCLG

2 MCL

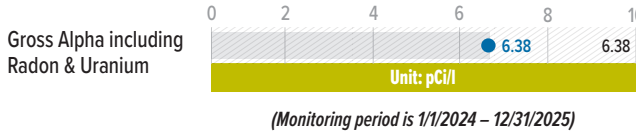
Violations?

YES NO

Likely Source of Contamination

Residue of banned insecticide.

Radioactive Contaminants



6.38

Highest level detected

0

MCLG

15**

MCL

Violation?

YES NO

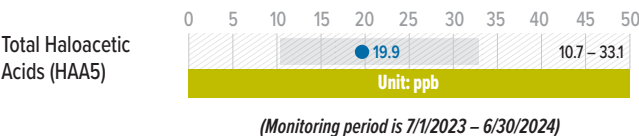
Likely Source of Contamination

Erosion of natural deposits.

**MCL is based on Gross alpha including radon and uranium.



Disinfectants & Disinfectant By-products



19.9

Highest running annual average

N/A

MCLG

60*

MCL

Violation?

YES NO

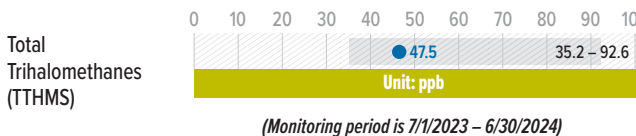
Likely Source of Contamination

By-product of drinking water chlorination.

Notes on Haloacetic Acids in drinking water

Some people who drink water containing haloacetic acids in excess of the MCL over many years may have an increased risk of cancer.

*MCL is based on a system-wide running annual average of several samples.



47.5

Highest running annual average

N/A

MCLG

80*

MCL

Violation?

YES NO

Likely Source of Contamination

By-product of drinking water chlorination.

Notes on Trihalomethanes in drinking water

Some people who drink water containing trihalomethanes in excess of the MCL over many years may experience problems with their liver, kidneys or central nervous system, and may have an increased risk of cancer.

Inorganic Contaminants

ARSENIC

Monitoring period:
1/1/2023 – 12/31/2025

Unit:
ppb

4.9 Highest Level Detected

0–4.9 Range of Levels

0 MCLG **10** MCL

Violation?

YES NO

Notes on Arsenic in drinking water

While your drinking water meets EPA's standard for arsenic, it does contain low levels of arsenic. EPA's standard balances the current understanding of arsenic's possible health effects against the cost of removing arsenic from drinking water. EPA continues to research the health effects of low levels of arsenic, which is a mineral known at high concentrations to cause cancer in humans and is linked to other health effects such as skin damage and circulatory problems.

Likely Source of Contamination

Erosion of natural deposits; run-off from orchards, glass and electronics production wastes.

ATRAZINE

Monitoring period:
1/1/2023 – 12/31/2025

Unit:
ppb

0.326 Highest Level Detected

0–0.326 Range of Levels

3 MCLG **3** MCL

Violation?

YES NO

Likely Source of Contamination: Erosion of natural deposits; run-off from orchards, glass and electronics production wastes.

BARIUM

Monitoring period:
1/1/2023 – 12/31/2025

Unit:
ppm

0.118 Highest Level Detected

0.086–0.118 Range of Levels

2 MCLG **2** MCL

Violation?

YES NO

Likely Source of Contamination: Erosion of natural deposits; discharge of drilling wastes; discharge from metal refineries.

CHROMIUM TOTAL

Monitoring period:
1/1/2023 – 12/31/2025

Unit:
ppb

1.74 Highest Level Detected

0–1.74 Range of Levels

100 MCLG **100** MCL

Violation?

YES NO

Likely Source of Contamination: Erosion of natural deposits; discharge from steel and pulp mills.

FLUORIDE

Monitoring period:
1/1/2024 – 12/31/2024

Unit:
ppm

0.830 Highest Level Detected

0.27–0.830 Range of Levels

4 MCLG **4** MCL

Violation?

YES NO

Likely Source of Contamination: Erosion of natural deposits; water additive to promote strong teeth; fertilizer discharge.

NITRATE-NITRATE

Monitoring period:
1/1/2024 – 12/31/2024

Unit:
ppm

2.9 Highest Level Detected

0.255–2.9 Range of Levels

10 MCLG **10** MCL

Violation?

YES NO

Likely Source of Contamination: Erosion of natural deposits; run-off from fertilizer use; leaching from septic tanks, sewage.

SODIUM

Monitoring period:
1/1/2024 – 12/31/2024

Unit:
ppm

83 Highest Level Detected

26–83 Range of Levels

N/A MCLG **500** MCL

Violation?

YES NO

Likely Source of Contamination: Element of the alkali metal group found in nature, soil and rocks.

SELENIUM

Monitoring period:
1/1/2023 – 12/31/2025

Unit:
ppb

4.92 Highest Level Detected

3.73–4.92 Range of Levels

50 MCLG **50** MCL

Violation?

YES NO

Likely Source of Contamination: Erosion of natural deposits; discharge from petroleum and metal refineries; discharge from mines.



UCMR4 (Unregulated)

■ Highest Level Detected ■ Range of Levels Detected

ANATOXIN-A		BROMODICHLOROACETIC ACID		GERMANIUM		QUINOLINE	
<0.03 ppb	<0.03	2.85 ppb	0.89 – 2.85	<0.30 ppb	<0.30	<0.02 ppb	<0.02
CYLINDROSPERMOPSIN		BUTYLATED HYDROXYANISOLE		ALPHA-HEXACHLOROCYCLOHEXANE		TEBUCONAZOLE	
<0.09 ppb	<0.09	<0.03 ppb	<0.03	<0.01 ppb	<0.01	<0.20 ppb	<0.20
TOTAL MICROCYSTINS & NODULARINS		CHLORODIBROMOACETIC ACID		MANGANESE		O-TOLUIDINE	
<0.03 ppb	<0.03	1.52 ppb	0.30 – 1.52	<0.671 ppb	<0.671	<0.007 ppb	<0.007
1-BUTANOL		CHLORPYRIFOS		MONOBROMOACETIC ACID		TOTAL ORGANIC CARBON*	
<2.0 ppb	<2.0	<0.03 ppb	<0.03	<0.30 ppb	<0.30	3840 ppb	1960 – 3840
2-METHOXYETHANOL		DIBROMOACETIC ACID		MONOCHLOROACETIC ACID		TRIBROMOACETIC ACID	
<0.40 ppb	<0.40	1.82 ppb	1.12 – 1.82	2.68 ppb	2.00 – 2.68	<2.0 ppb	<2.0
2-PROPEN-1-OL		DICHLOROACETIC ACID		OXYFLUORFEN		TRICHLOROACETIC ACID	
<0.50 ppb	<0.50	15.0 ppb	8.93 – 15.0	<0.05 ppb	<0.05	5.95 ppb	0 – 5.95
BROMIDE*		DIMETHIPIN		PERMETHRIN, CIS & TRANS		TRIBUFOS	
65.6 ppb	53.0 – 65.6	<0.20 ppb	<0.20	<0.04 ppb	<0.04	<0.07 ppb	<0.07
BROMOCHLOROACETIC ACID		ETHOPROP		PROFENOFOS			
5.84 ppb	4.21 – 5.84	<0.03 ppb	<0.03	<0.30 ppb	<0.30		

*Bromide and Total Organic Carbon samples were from source water, all other samples taken from finished water.

UCMR5 (Unregulated)

ANALYTE	PQL (PRACTICAL QUANTITATION LIMIT)	RESULT
Lithium	9.00	102 µg/L
NMeFOSAA	0.00580	BPQL µg/L
NEtFOSSA	0.00470	BPQL µg/L
perfluorobutanoic acid (PFBA)	0.00455	BPQL µg/L
perfluorotridecanoic acid (PFTfDA)	0.00650	BPQL µg/L
PFMPA	0.00364	BPQL µg/L
perfluoropentanoic acid (PFPeA)	0.00273	BPQL µg/L
perfluorotetradecanoic acid (PFTA)	0.00727	BPQL µg/L
perfluorobutanesulfonic acid (PFBS)	0.00273	BPQL µg/L
PFMBA	0.00273	BPQL µg/L
perfluoro(2-ethoxyethane)sulfonic acid (PFEESA)	0.00273	BPQL µg/L
NFDHA	0.0182	BPQL µg/L
1H,1H,2H,2H-perfluorohexane sulfonic acid (4:2FTS)	0.00273	BPQL µg/L
perfluorohexanoic acid (PFHxA)	0.00273	BPQL µg/L
perfluoropentanesulfonic acid (PFPeS)	0.00364	BPQL µg/L

ANALYTE	PQL (PRACTICAL QUANTITATION LIMIT)	RESULT
hexafluoropropylene oxide dimer acid (HFPO-DA)	0.00455	BPQL µg/L
perfluoroheptanoic acid (PFHpA)	0.00273	BPQL µg/L
4,8-dioxa-3H-perfluorononanoic acid (ADONA)	0.00273	BPQL µg/L
perfluorohexanesulfonic acid (PFHxS)	0.00273	BPQL µg/L
1H,1H,2H,2H-perfluorooctane sulfonic acid (6:2FTS)	0.00455	BPQL µg/L
perfluorooctanoic acid (PFOA)	0.00182	BPQL µg/L
perfluoroheptanesulfonic acid (PFHpS)	0.00273	BPQL µg/L
perfluorooctanesulfonic acid (PFOS)	0.00182	BPQL µg/L
perfluorononanoic acid (PFNA)	0.00364	BPQL µg/L
9CI-PF30NS	0.00182	BPQL µg/L
1H,1H,2H,2H-perfluorodecane sulfonic acid (8:2FTS)	0.00455	BPQL µg/L
perfluorodecanoic acid (PFDA)	0.00273	BPQL µg/L
perfluoroundecanoic acid (PFUnA)	0.00182	BPQL µg/L
11CI-PF30UdS	0.00455	BPQL µg/L
perfluorododecanoic acid (PFDoA)	0.00273	BPQL µg/L

**Safe
Drinking
Water
Hotline**
800.426.4791

Website
[water.epa.
gov/drink](https://www.water.epa.gov/drink)



Public Health & Home Water Usage

Public Meetings

The M.U.D. Board of Directors generally meets the first Wednesday of every month at the District's Headquarters at 7350 World Communications Drive. Meeting dates and agendas are available at [mudomaha.com](https://www.mudomaha.com) or by calling 402.504.7147. Requests for special accommodations, alternative formats or sign language interpreters require a minimum of 72 hours advance notice. Access to our livestream and recorded board meetings is available at [mudomaha.com](https://www.mudomaha.com).

To ensure tap water is safe to drink, the Environmental Protection Agency (EPA) prescribes regulations to limit the amounts of certain contaminants in water provided by public water systems.

The Food and Drug Administration (FDA) regulations establish limits for contaminants in bottled water, which must provide the same protection for public health.

Drinking water, including bottled water, may reasonably be expected to contain at least small amounts of some contaminants. The presence of contaminants does not necessarily indicate that water poses a health risk.

More information about contaminants and potential health risks may be obtained by calling the EPA's Safe Drinking Water Hotline at 800.426.4791 or visiting [water.epa.gov/drink](https://www.water.epa.gov/drink).

M.U.D. drinking water consistently meets or exceeds every federal and state requirement.

Providing safe and healthy water to the Omaha metro community since 1913.



Buy Local

A gallon of tap water costs less than a penny.



Choose Tap

50% of bottled water comes from the tap.



Passes the Test

Tap water is tested more than bottled water.



Eco-friendly Beverage

From your tap to you, without plastic or pollution-producing shipping.



Drink it Up!

We can produce over 300 million gallons of drinking water daily.



Health Notes

Some people may be more vulnerable to contaminants in drinking water than the general population. Immuno-compromised people — such as those with cancer undergoing chemotherapy, people who have undergone organ transplants, people with HIV/AIDS or other immune system disorders, and some older adults and infants — can be particularly at risk for infections. These people should seek advice about drinking water from their health care providers.

The EPA and the Center for Disease Control and Prevention guidelines on appropriate means to lessen the risk of infection by Cryptosporidium and other microbiological contaminants are available from the Safe Drinking Water Hotline at 800.426.4791 or water.epa.gov/drink.


Women who are pregnant, infants and children typically are more vulnerable to lead in drinking water than the general population. It is possible that lead levels at your home may be higher than at other homes in the community as a result of materials used in your home's plumbing.

See [page 14](#) for more information about lead in drinking water.

Wise Water Use Tips

- To help reduce system demands and maintain optimum water pressures, schedule your lawn watering based on your address. If your address ends in an odd number, water on Monday, Wednesday and Friday. If it ends in an even number, water on Tuesday, Thursday, Saturday or Sunday.
- Water in the early morning, between 4 to 10 a.m., to allow grass blades to dry, making them less susceptible to diseases. Watering is more efficient in the morning due to less evaporation and wind speed. Don't water if it's windy.
- Measure the amount of water applied to your lawn in a 15-minute period using a tuna can. Adjust the run time on your sprinkler system to deliver the required amount. Contact a lawn care professional if you need help.
- To conserve water, make sure your sprinkler heads are in working order and directed on your lawn and not on sidewalks, driveways and streets. Use sprinklers that emit large droplets to reduce losses due to evaporation.
- Check hose connections for leaks and repair them quickly. A single hose left on uses nearly 300 gallons of water an hour!
- Use a broom to clean patios, sidewalks and driveways.

For more tips, visit mudomaha.com.



Rain Sensor Rebate

A remote rain sensor shut-off device is a good way to conserve water. We offer a \$75 rebate when you have a rain shut-off device and/or a Wi-Fi sprinkler predictive controller installed by an irrigation company. For details and restrictions, visit mudomaha.com/rebates.

Lead and Drinking Water

M.U.D. is committed to providing information and resources to customers about lead and drinking water. Lead service lines may be found in areas of Omaha and other communities within our system in homes built prior to 1940. These water service lines are the homeowner's responsibility and replacement costs can be high.

M.U.D. has developed a program to replace all identified lead service lines in its service area over the next 10 years. As part of this Lead Service Line Replacement Program — Detect. Correct. Protect. — replacement priority will be given to areas with a large number of homes with infants and children, and areas with high concentrations of lead and service lines.

Is There Lead in M.U.D.'s Water?

No. M.U.D. conducts monthly tests for lead and it is not detected in source (raw) water, in the finished water from the District's water treatment plants, or in the water in the distribution system (water mains). M.U.D. produces stable, non-corrosive water. Lead is mainly a localized customer issue, which means some customers may own a lead service line or have plumbing that includes lead solder. Complete lead tap sampling data are available for review. If you would like to review the data, please call 402.504.7029.

How Do I Find out if I Have a Lead Service Line?

The pipe that connects your household plumbing to the water main in the street is called a service line, which you own. An interactive map is available at mudomaha.com/lead, which allows customers to search their address and determine whether their service line is lead. M.U.D. customers may also email lead@mudnebr.com or call 402.504.7029 to find out what the District's records indicate about their service line material.

Can I Get my Water Tested for Lead?

Yes. Customers who have partial or whole lead service lines (or the composition is unknown) installed before 1940 can request M.U.D. to test for lead. To request a test, call 402.504.7029. M.U.D.'s Water Quality Lab conducts the tests and submits results to the Nebraska Department of Environment and Energy (NDEE).

WHAT CAUSES ELEVATED LEVELS OF LEAD AND HOW CAN I REDUCE EXPOSURE?

Lead can cause serious health effects in people of all ages, especially pregnant people, infants (both formula-fed and breastfed) and young children. Lead in drinking water is primarily from materials and parts used in service lines and home plumbing. M.U.D. is responsible for providing high quality drinking water and removing lead pipes, but cannot control the variety of materials used in the plumbing in your home. You can help protect yourself and your family by identifying and removing lead materials within your home plumbing and taking steps to reduce your family's risk.

Using a filter certified by an American National Standards Institute accredited certifier to reduce lead is effective in reducing lead exposures. Follow the instructions provided with the filter to ensure the filter is used properly.

Use only cold water for drinking, cooking and making baby formula. Boiling water does not remove lead from water. Before using tap water for drinking, cooking or making baby formula, flush your pipes for several minutes. You can do this by running your tap, taking a shower, doing laundry or a load of dishes.

If you have a lead or galvanized service line requiring replacement, you may need to flush your pipes for a longer period. If you are concerned about lead in your water and wish to have your water tested, contact M.U.D. at 402.504.7029.

Information on lead in drinking water, testing methods and steps you can take to minimize exposure is available at epa.gov/safewater/lead.

DO I NEED A WATER FILTER?

If it is determined you have a lead service line, M.U.D. will provide a pitcher for your use. To request a pitcher, call 402.504.7029 or visit mudomaha.com/lead. Use of a supplemental filter is a personal preference, however it can be harmful if not properly maintained. In selecting a filter, determine what substance(s) is/are to be removed and look for a filter that has an NSF/UL certification to remove it. Information on plumbing fixtures and in-home filters is available from the National Sanitation Foundation by calling 1.800.NSF.MARK or visitingnsf.org.

WHAT ARE THE HEALTH EFFECTS OF LEAD?

Lead can cause serious health problems, especially for pregnant women and young children. Lead in drinking water is primarily from materials and components associated with service lines and home plumbing. Metropolitan Utilities District is responsible for providing high quality drinking water and removing lead pipes but cannot control the variety of materials used in plumbing components in your home. You share the responsibility for protecting yourself and your family from the lead in your home plumbing. You can take responsibility by identifying and removing lead materials within your home plumbing and taking steps to reduce your family's risk. Before drinking tap water, flush your pipes for several minutes by running your tap, taking a shower, doing laundry or a load of dishes. You can also use a filter certified by an American National Standards Institute accredited certifier to reduce lead in drinking water. If you are concerned about lead in your water and wish to have your water tested, contact Metropolitan Utilities District's Lead Team at 402.504.7029. Information on lead in drinking water, testing methods and steps you can take to minimize exposure is available at epa.gov/safewater/lead.

DOES THE FEDERAL GOVERNMENT MONITOR WATER FOR LEAD?

Yes. In 1991, the EPA published a regulation to control lead and copper in drinking water, known as the Lead and Copper Rule. The EPA revised the regulation in 2000, 2007 and 2021. Congress has also set limits on the amount of lead that can be used in plumbing products. These requirements were first enacted in 1986 and then reduced to lower levels in 2011.

The NDEE performs all of the testing for M.U.D.'s compliance with the Lead and Copper Rule. M.U.D.'s role is to deliver the sample kits to the customer, collect them and send them to DHHS for testing. M.U.D. is required to sample for lead and copper every three years. The most recent round of lead and copper testing was completed in fall of 2022. The 90th percentile (action level) was 7.59 ppb, well below the regulatory limit of 15 ppb.

Backflow Prevention

According to the Safe Drinking Water Act, the NDEE requires M.U.D. to make sure backflow preventers are installed and tested every year. We keep records of these tests and issue notices when testing is due.

This requirement does not apply to lawn sprinkler systems unless they use booster pumps or chemical injection systems. Also check your city's plumbing code for their regulations.

WHAT IS POTENTIALLY DANGEROUS ABOUT AN UNPROTECTED SILL COCK?

A sill cock permits easy attachment of a hose for outside watering. However, a garden hose with an unprotected sill cock can be hazardous when left submerged in swimming pools, watering shrubs, and when chemical sprayers are attached to hoses.

PROTECT YOURSELF FROM BACKFLOW INCIDENTS:

Check your faucets to make sure all faucet endpoints are above the flood level of the sink, tub, basin or other apparatus they supply.

Protect your faucet extensions by installing proper backflow prevention devices on all faucets capable of having a hose or other extension attached.

Check drain lines (refrigerator drink dispensers, water softeners, heat exchangers, etc.) to make sure there is an adequate air gap between the drain line and the floor drain or sewer line into which they discharge.

Never use unprotected faucets to fill non-drinking water containers (i.e., water beds, wading pools, stock tanks, hot tubs, etc.).

Filling up your pool? Make sure to take the hose out of the pool once it is filled to prevent water backflow.



Home Water Treatment Devices

M.U.D. meets all state and federal water quality standards so home water treatment devices are not necessary. Use of a supplemental filter is a personal preference, however it can be harmful if not properly maintained. If it is determined you have a lead service line, M.U.D. will provide a pitcher for your use. To request a pitcher, call 402.504.7029 or visit mudomaha.com/lead. In selecting a filter, determine what substance(s) is/are to be removed and look for a filter that has an NSF/UL certification to remove it.

DOES USING A HOME WATER TREATMENT DEVICE GUARANTEE THAT MY WATER IS SAFE?

No. The U.S. EPA does not recommend home treatment devices as a substitute for public water treatment because of the difficulty in monitoring their performance. Home treatment devices are not tested or regulated by the federal government. Some, however, are tested by independent laboratories. If you want to use a water treatment device, carefully choose one according to the water conditions in your area. Also, be aware that a device needs to be properly maintained or it could cause water quality problems.

HOW OFTEN SHOULD I REPLACE THE FILTERS ON MY TREATMENT DEVICES LIKE THE WATER DISPENSER ON MY REFRIGERATOR?

All units require some maintenance, and it is important to follow the manufacturer's recommendations for replacements. For example, activated carbon filters are designed to filter a certain amount of water. After that, the filters become clogged and ineffective.

Where Can I Get More Information?

Information on plumbing fixtures and in-home filters is available from the National Sanitation Foundation by calling 1.800.NSF.MARK or visiting nsf.org. Resources also are available on the EPA's website at water.epa.gov/drink.



METROPOLITAN
UTILITIES DISTRICT