

May 2024

Si desea más información  
acerca este proyecto en  
español, por favor llame al  
**402.554.6666**



## GAS INFRASTRUCTURE REPLACEMENT

This project may require the replacement of your gas service line and meter to your home or business, all at no cost to you.

### 1 LOCATE UTILITIES AND COORDINATE NEW GAS METER LOCATION

A technician from M.U.D. will be marking utilities with flags or paint. For the safety of everyone, please do not remove these flags or markings. The technician will also be coordinating with you the location of the new gas service and meter to your home - all inside gas meters will be moved to the outside.



### 2 DIG EXCAVATIONS

Excavations of various sizes will be dug to access the existing gas mains and services. Generally, the larger holes on street corners will remain open for the duration of the project to make final connections at the end of the project.



### 3 INSTALL NEW GAS MAIN

The crew plans to install the main underground and under driveways. If necessary, driveways may be impacted and will be restored.



### 4 RECONNECT SERVICES

Homes and businesses will be reconnected to the new main. This will include a temporary brief gas service interruption which typically lasts 4 hours or less. Any appliance in your home or business that uses gas will not be available during the interruption (i.e., stove, water heater, furnace/boiler, etc.). Gas pilots will be relit by a M.U.D. technician after the interruption. You will be notified in advance of any planned service interruption.



### 5 ABANDON OLD GAS MAIN

After gas main installation and service reconnection work is completed, the old gas mains will be cutoff and taken out of service. This will include one or more large excavations at various locations in the project area.



### 6 RESTORATION

Restore lawns, landscaping, sidewalks, driveways, and streets at the end of the project and/or as weather permits.

#### WHY

- Investing in your neighborhood by replacing the gas mains in your area.
- Part of M.U.D.'s Infrastructure Replacement Program.

#### WHEN AND HOW LONG

Work will begin very soon however we are not able to give a specific start date due to unplanned delays such as weather, equipment, current projects, or emergencies. Project duration is several months.

#### TRAFFIC AND PARKING

Possible lane restrictions may exist. Parking on the street may be restricted. For the safety of everyone, please slow down when driving in the area.

#### APPOINTMENTS requiring access to your home or business

May require up to three (3) appointments. The first to coordinate the location of the new gas service and meter and the others to:

- reconnect your gas meter (M.U.D.)
- relight gas pilots in your home or business (M.U.D.)
- inspect sewer lateral service (Backlund Plumbing or Zoom Drain will contact you. The required inspection work is no cost to you.)


You will be contacted in the upcoming future to schedule these appointments. We strive to work with your schedule and do what we can to find a time that is convenient for you.

#### IMPORTANT TO NOTE

Scheduling your appointment(s) is critical so work in your area can proceed to completion and your service is not interrupted. If you are not home, please watch for notifications on your door regarding appointments. We must have all gas services switched to the new main in a timely manner before taking the old main out of service. We appreciate your cooperation.

#### YOUR APPOINTMENT CONTACT SR. CUSTOMER SERVICE TECHNICIAN

JUSTIN at 402.504.7626



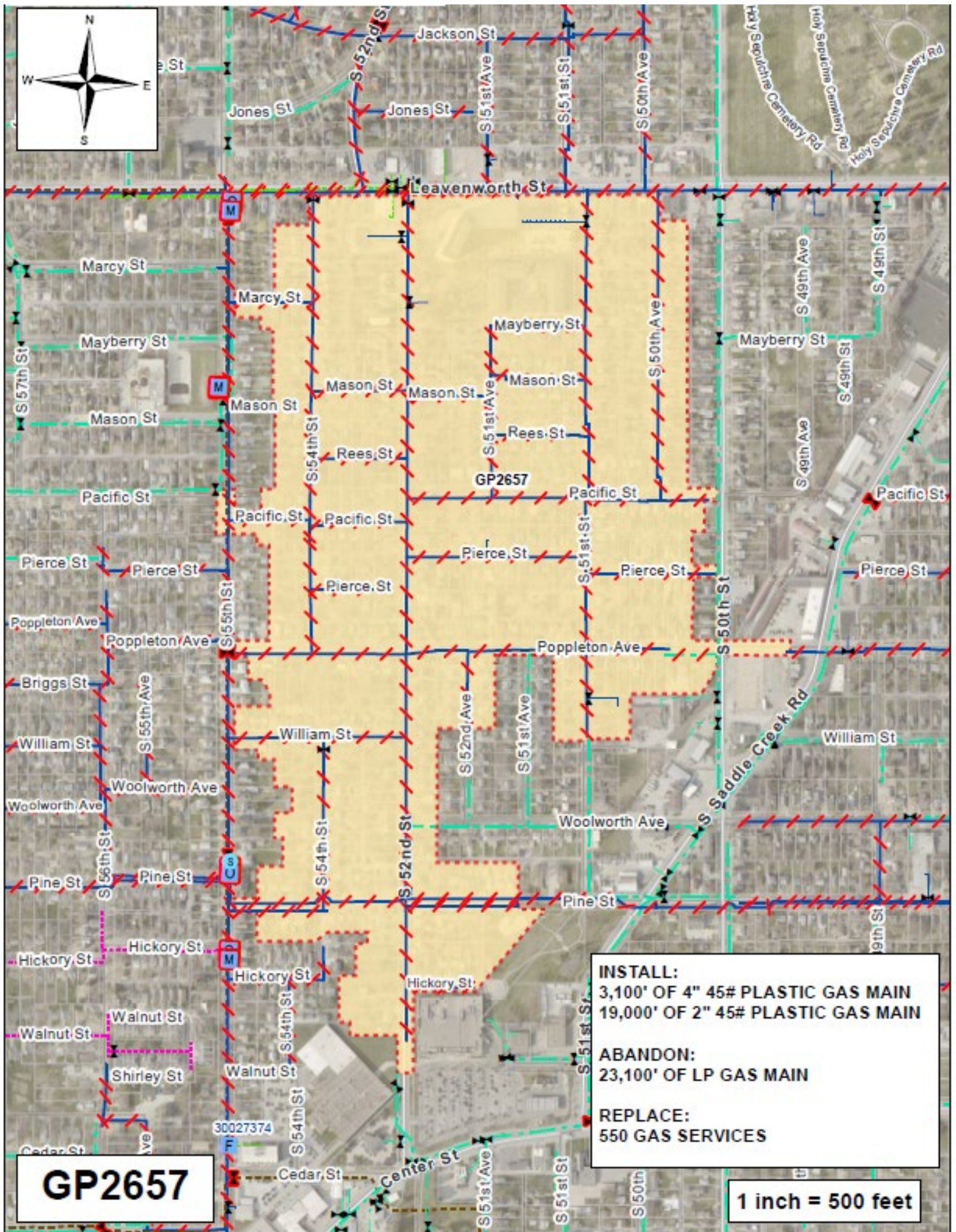
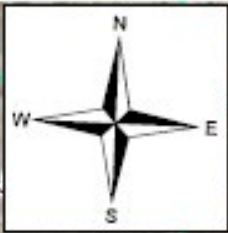
Scan to watch a video on what to expect during an infrastructure replacement project



SCAN  
ME!

#### QUESTIONS OR CONCERNS

Tina Gutschenritter 402.504.7770  
[CustomerSuccessTeam@mudnebr.com](mailto:CustomerSuccessTeam@mudnebr.com)



**INSTALL:**  
3,100' OF 4" 45# PLASTIC GAS MAIN  
19,000' OF 2" 45# PLASTIC GAS MAIN

**ABANDON:**  
23,100' OF LP GAS MAIN

**REPLACE:**  
550 GAS SERVICES

**GP2657**

**1 inch = 500 feet**