




2008 Utility Bill Comparisons for Selected U.S. Cities


- Electricity




- Natural Gas



- Water



- Wastewater





The information in this book has been compiled to ensure maximum accuracy at the time of publication. All utility figures were calculated by the participating companies, except where noted. Cities not listed under particular categories did not provide applicable utility figures. Memphis Light, Gas and Water Division cannot guarantee the correctness of the information furnished and cannot be responsible for errors or omissions. For more information about the survey, please call (901) 528-4607.

We are proud to present the 2008 *Utility Bill Comparisons for Selected U.S. Cities: Electricity, Natural Gas, Water and Wastewater*. This publication is compiled by Memphis Light, Gas and Water Division, Memphis, Tennessee. This survey compares residential, commercial, and industrial electric, natural gas, water and wastewater bills at various use levels at rates in effect on January 1, 2008. Only **FIRM RATES** are used in the calculations of the bills. Cities were selected on the basis of size and geographic location.

The following guidelines were used in providing the utility figures:

- Taxes not booked as revenue by the utility are excluded.
- Special discounts for early payment are excluded.
- Seasonal rates are used when applicable.
- Calculations are based on monthly consumption.
- Special rates are not used for electric space and water heating.

Participating Cities

Rates in effect January 1, 2008

- Austin, TX
- Charlotte, NC
- Dallas, TX
- Gainesville, FL
- Indianapolis, IN
- Knoxville, TN
- Los Angeles, CA
- Myrtle Beach, SC
- Omaha, NE
- Phoenix, AZ
- San Francisco, CA
- Springfield, MO
- Washington, D.C.
- Baltimore, MD
- Chattanooga, TN
- Decatur, IL
- Greenville, SC
- Jackson, TN
- Las Vegas, NV
- Louisville, KY
- Nashville, TN
- Orlando, FL
- Reno, NV
- San Jose, CA
- Springfield, VA
- Bellevue, WA
- Chicago, IL
- Detroit, MI
- Houston, TX
- Jacksonville, FL
- Lincoln, NE
- Marietta, GA
- New York, NY
- Peoria, IL
- Salt Lake City, UT
- Seattle, WA
- St. Louis, MO
- Boston, MA
- Cincinnati, OH
- El Paso, TX
- Huntsville, AL
- Kissimmee, FL
- Little Rock, AR
- Memphis, TN
- Oklahoma City, OK
- Philadelphia, PA
- San Antonio, TX
- Springfield, IL
- Tallahassee, FL

Table of Contents

About MLGW 2

Electricity

Residential 3

Commercial 4

Industrial 5

Natural Gas

Residential 6

Commercial 7

Industrial 8

Water

Residential 9

Wastewater

Residential 10

Water

Commercial 11

Wastewater

Commercial 12

Water and Wastewater

Industrial 13

Typical (Winter) Monthly Bills

Residential 14

Memphis Light, Gas and Water Division (MLGW) is the largest three-service municipal utility system in the nation. It is the distributor of electricity, natural gas and water within Memphis and the majority of Shelby County.

ELECTRICITY

MLGW purchases electricity from the Tennessee Valley Authority (TVA), a federal agency that sells electricity on a non-profit basis to its 158 distributors. MLGW is TVA's largest distributor, purchasing approximately 11 percent of TVA's power. There are four different connection points with TVA; any three of these points are capable of supplying MLGW's peak system demand of approximately 3,600,000 kilowatts. MLGW serves more than 429,000 electric customers.

NATURAL GAS

MLGW currently purchases natural gas and transports it across three open-access pipeline companies: Texas Gas Transmission Corporation, ANR Pipeline Company and Trunkline Gas Company. MLGW furnishes more than 30 billion cubic feet of gas per year to its 319,000 gas customers. MLGW has adequate natural gas under contract to supply the present needs of its customers plus substantially higher demands. Large industrial customers have the option of firm service, interruptible service or transportation service for privately purchased gas. By offering a variety of purchase options, MLGW has been able to keep residential, commercial and industrial gas rates extremely competitive with other major U.S. cities.

ARTESIAN WATER

MLGW owns and operates one of the largest artesian water systems in the world. On a peak day, MLGW can deliver approximately 250 million gallons of water to more than 257,000 customers. In the layer of water-bearing sands beneath the city, there is an abundant supply of naturally pure, high-quality water that will accommodate the daily needs of a city several times the size of Memphis.

WASTEWATER

Wastewater treatment facilities are provided by the City of Memphis Public Works Department. Total system treatment capacity is 225 million gallons (MGD) per day. Currently, the daily usage throughout the system stands at about 165 million gallons per day, well below capacity.

MLGW has the necessary facilities to supply the utility needs of the growing Memphis economy. MLGW is proud to provide these services in the community at one of the lowest combined utility rates in the nation. The MLGW Economic Development Department works in partnership with the Memphis Area Chamber of Commerce to promote commercial and industrial development in Memphis and Shelby County by encouraging and facilitating the expansion of local industry and the relocation of new industry. The economic growth and development of the Memphis community is a primary concern of MLGW as it strives to improve the quality of life for all of its customers.

RESIDENTIAL ELECTRIC BILLS

Rates in effect January 1, 2008

Rank	City	State	Company	500 kWh	1000 kWh	1500 kWh	2000 kWh	2500 kWh	3000 kWh
1	St. Louis	MO	AmerenUE	\$35.35	\$58.85	\$77.75	\$96.65	\$115.55	\$134.45
2	Lincoln	NE	Lincoln Electric System	\$35.30	\$60.95	\$79.20	\$97.45	\$115.70	\$133.95
3	Seattle	WA	Seattle City Light	\$22.55	\$62.20	\$101.85	\$141.50	\$181.15	\$220.80
4	Springfield	MO	City Utilities of Springfield, MO	\$35.80	\$64.10	\$87.40	\$110.70	\$134.00	\$157.30
5	San Antonio	TX	CPS Energy	\$35.66	\$67.06	\$98.47	\$129.87	\$161.28	\$192.68
6	Huntsville	AL	Huntsville Utilities	\$39.54	\$73.30	\$107.86	\$145.63	\$183.40	\$221.17
7	Indianapolis	IN	Indianapolis Power & Light	\$47.95	\$73.37	\$98.82	\$124.24	\$149.69	\$175.13
8	Louisville	KY	Louisville Gas and Electric Company	\$39.78	\$74.53	\$109.27	\$144.02	\$178.77	\$213.52
9	Memphis	TN	Memphis Light, Gas and Water	\$43.43	\$77.37	\$111.31	\$145.25	\$183.46	\$221.67
10	Jackson	TN	Jackson Energy Authority	\$42.39	\$78.51	\$114.63	\$150.75	\$186.87	\$222.99
11	Salt Lake City	UT	PacifiCorp, dba Rocky Mountain Power	\$40.51	\$79.02	\$117.53	\$156.03	\$194.54	\$233.05
12	Knoxville	TN	Knoxville Utilities Board	\$42.66	\$79.23	\$115.80	\$152.37	\$188.94	\$225.51
13	Chattanooga	TN	Electric Power Board	\$44.61	\$81.97	\$119.33	\$156.69	\$194.05	\$231.41
14	Omaha	NE	Omaha Public Power District	\$45.82	\$82.82	\$111.39	\$139.96	\$168.52	\$197.09
15	Myrtle Beach	SC	Santee Cooper	\$44.86	\$82.86	\$120.87	\$158.88	\$196.88	\$234.89
16	Marietta	GA	Marietta Power and Water	\$49.00	\$84.39	\$117.39	\$150.39	\$183.39	\$216.38
17	Nashville	TN	Nashville Electric Service	\$46.64	\$87.67	\$127.32	\$166.95	\$206.60	\$246.23
18	Austin	TX	Austin Energy	\$42.02	\$90.38	\$138.75	\$187.11	\$235.48	\$283.84
19	Bellevue	WA	Puget Sound Energy, Inc.	\$45.16	\$91.42	\$139.46	\$187.51	\$235.55	\$283.59
20	Phoenix	AZ	Arizona Public Service	\$52.50	\$96.97	\$141.43	\$185.89	\$230.37	\$274.82
21	Little Rock	AR	Entergy Arkansas, Inc	\$52.01	\$97.15	\$127.36	\$157.56	\$187.77	\$217.97
22	Orlando	FL	Orlando Utilities Commission	\$52.48	\$97.95	\$153.43	\$208.90	\$264.38	\$319.85
23	Jacksonville	FL	Jacksonville Electric Authority	\$52.05	\$98.46	\$144.87	\$191.28	\$237.69	\$284.17
24	Chicago	IL	Commonwealth Edison Company	\$55.65	\$105.45	\$153.43	\$201.40	\$249.38	\$297.35
25	Springfield	IL	AmerenCILCO	\$68.87	\$105.84	\$142.81	\$179.78	\$216.75	\$253.72
26	Cincinnati	OH	Duke Energy	\$55.92	\$107.24	\$141.05	\$174.90	\$208.47	\$242.05
27	Decatur	IL	AmerenIP	\$61.92	\$109.29	\$149.66	\$190.03	\$230.40	\$270.77
28	Peoria	IL	AmerenCILCO	\$66.13	\$110.49	\$136.98	\$163.47	\$189.96	\$216.45
29	Los Angeles	CA	Los Angeles Department of Water & Power	\$55.68	\$111.05	\$166.43	\$221.80	\$277.18	\$332.55
30	Detroit	MI	Detroit Edison Energy	\$52.51	\$111.93	\$171.50	\$231.06	\$290.62	\$350.18
31	Kissimmee	FL	Kissimmee Utility Authority	\$61.12	\$112.07	\$182.00	\$239.27	\$296.55	\$353.82
32	El Paso	TX	El Paso Electric Company	\$58.74	\$112.96	\$167.20	\$221.42	\$275.65	\$329.88
33	Gainesville	FL	Gainesville Regional Utilities	\$53.04	\$118.54	\$192.04	\$265.54	\$339.04	\$412.54
34	Dallas	TX	Reliant Energy	\$64.50	\$124.50	\$184.50	\$244.50	\$304.50	\$364.50
35	Houston	TX	Reliant Energy	\$70.00	\$135.50	\$201.00	\$266.50	\$332.00	\$397.50
36	Baltimore	MA	Baltimore Gas and Electric Company	\$73.79	\$140.08	\$206.37	\$272.66	\$338.95	\$405.24
37	Tallahassee	FL	City of Tallahassee	\$73.45	\$140.90	\$208.35	\$275.80	\$343.25	\$410.70
38	San Francisco	CA	Pacific Gas and Electric Company	\$82.10	\$164.19	\$246.29	\$328.38	\$410.48	\$492.57
39	Boston	MA	NSTAR Electric and Gas	\$96.34	\$186.21	\$276.12	\$365.99	\$455.90	\$545.77

COMMERCIAL ELECTRIC BILLS

Rates in effect January 1, 2008

40 kW 5,000 kWh Per Month				40 kW 20,000 kWh Per Month				500 kW 100,000 kWh Per Month				1500 kW 500,000 kWh Per Month			
Rank	City	State		Rank	City	State		Rank	City	State		Rank	City	State	
1	Lincoln	NE	\$269.30	1	St. Louis	MO	\$927.31	1	St. Louis	MO	\$5,142.11	1	Bellevue	WA	\$17,425.50
2	Seattle	WA	\$275.50	2	Lincoln	NE	\$981.80	2	Seattle	WA	\$5,185.00	2	St. Louis	MO	\$22,312.11
3	St. Louis	MO	\$291.46	3	Springfield	MO	\$1,005.20	3	Springfield	MO	\$6,930.00	3	Seattle	WA	\$23,748.00
4	Omaha	NE	\$351.82	4	Salt Lake City	UT	\$1,032.41	4	Omaha	NE	\$6,980.08	4	Omaha	NE	\$25,713.33
5	Huntsville	AL	\$392.50	5	Seattle	WA	\$1,102.00	5	Little Rock	AR	\$7,878.02	5	Springfield	MO	\$27,470.00
6	Memphis	TN	\$413.52	6	Omaha	NE	\$1,187.32	6	Salt Lake City	UT	\$8,481.36	6	Lincoln	NE	\$30,535.00
7	Jackson	TN	\$414.95	7	Myrtle Beach	SC	\$1,195.35	7	Indianapolis	IN	\$8,710.77	7	Indianapolis	IN	\$31,031.17
8	Bellevue	WA	\$420.74	8	Louisville	KY	\$1,202.75	8	Springfield	IL	\$8,819.35	8	Salt Lake City	UT	\$31,387.07
9	Knoxville	TN	\$424.15	9	Little Rock	AR	\$1,298.12	9	Lincoln	NE	\$9,065.00	9	Little Rock	AR	\$31,773.88
10	Indianapolis	IN	\$424.48	10	Huntsville	AL	\$1,400.05	10	Louisville	KY	\$9,218.34	10	Louisville	KY	\$34,298.86
11	Chattanooga	TN	\$428.80	11	Springfield	IL	\$1,440.77	11	Huntsville	AL	\$9,296.55	11	Myrtle Beach	SC	\$35,421.15
12	Nashville	TN	\$449.87	12	Indianapolis	IN	\$1,464.04	12	Decatur	IL	\$9,336.85	12	Huntsville	AL	\$38,020.00
13	Little Rock	AR	\$450.47	13	Knoxville	TN	\$1,466.10	13	Myrtle Beach	SC	\$9,467.15	13	Jackson	TN	\$39,430.00
14	Jacksonville	FL	\$452.75	14	Cincinnati	OH	\$1,468.11	14	Peoria	IL	\$9,637.35	14	Memphis	TN	\$39,701.84
15	Springfield	IL	\$458.42	15	Jackson	TN	\$1,471.15	15	Orlando	FL	\$9,653.00	15	Knoxville	TN	\$39,935.00
16	Springfield	MO	\$481.70	16	Chattanooga	TN	\$1,489.85	16	Jacksonville	FL	\$9,722.16	16	Phoenix	AZ	\$40,536.34
17	Peoria	IL	\$486.71	17	Memphis	TN	\$1,535.42	17	Bellevue	WA	\$9,925.50	17	Marietta	GA	\$40,842.75
18	Orlando	FL	\$490.45	18	Marietta	GA	\$1,549.63	18	Jackson	TN	\$9,962.85	18	Chattanooga	TN	\$41,090.63
19	Decatur	IL	\$499.82	19	Phoenix	AZ	\$1,571.24	19	Memphis	TN	\$10,105.82	19	Orlando	FL	\$41,165.00
20	Chicago	IL	\$575.33	20	Austin	TX	\$1,596.60	20	Knoxville	TN	\$10,292.10	20	Nashville	TN	\$42,261.20
21	Kissimmee	FL	\$576.53	21	Decatur	IL	\$1,619.27	21	Chattanooga	TN	\$10,524.85	21	Jacksonville	FL	\$42,919.34
22	Salt Lake City	UT	\$618.79	22	Nashville	TN	\$1,631.74	22	Nashville	TN	\$10,787.84	22	Cincinnati	OH	\$44,537.51
23	Gainesville	FL	\$639.00	23	Bellevue	WA	\$1,662.54	23	Phoenix	AZ	\$10,880.94	23	Austin	TX	\$46,240.00
24	Myrtle Beach	SC	\$666.45	24	Peoria	IL	\$1,693.41	24	Austin	TX	\$11,778.00	24	Peoria	IL	\$46,347.39
25	Louisville	KY	\$694.85	25	Chicago	IL	\$1,729.13	25	Marietta	GA	\$12,045.15	25	Springfield	IL	\$46,637.79
26	Marietta	GA	\$768.72	26	Jacksonville	FL	\$1,788.52	26	Cincinnati	OH	\$12,227.57	26	Decatur	IL	\$46,905.09
27	Austin	TX	\$778.65	27	Los Angeles	CA	\$1,802.00	27	Gainesville	FL	\$12,433.00	27	Los Angeles	CA	\$50,069.00
28	Phoenix	AZ	\$787.62	28	El Paso	TX	\$1,907.20	28	Tallahassee	FL	\$12,838.00	28	Gainesville	FL	\$52,265.00
29	Cincinnati	OH	\$852.49	29	Orlando	FL	\$1,937.80	29	Chicago	IL	\$13,101.50	29	Kissimmee	FL	\$54,237.12
30	Tallahassee	FL	\$896.00	30	Kissimmee	FL	\$2,016.14	30	Kissimmee	FL	\$13,325.12	30	Tallahassee	FL	\$54,740.00
31	El Paso	TX	\$918.40	31	Tallahassee	FL	\$2,324.00	31	El Paso	TX	\$14,296.00	31	El Paso	TX	\$57,440.00
32	Los Angeles	CA	\$929.00	32	Gainesville	FL	\$2,589.00	32	Boston	MA	\$19,959.67	32	Chicago	IL	\$58,576.41
33	Boston	MA	\$1,090.84	33	Boston	MA	\$3,207.55	33	Los Angeles	CA	\$25,399.00	33	Boston	MA	\$83,809.57

INDUSTRIAL ELECTRIC BILLS

Rates in effect January 1, 2008

5,000 kW 1,500,000 kWh Per Month				20,000 kW 10,000,000 kWh Per Month				70,000 kW 50,000,000 kWh Per Month			
Rank	City	State		Rank	City	State		Rank	City	State	
1	Bellevue	WA	\$33,503.20	1	St. Louis	MO	\$342,617.25	1	Lincoln	NE	\$1,069,360.00
2	St. Louis	MO	\$64,617.25	2	Omaha	NE	\$375,395.00	2	St. Louis	MO	\$1,516,617.25
3	Seattle	WA	\$71,652.25	3	Salt Lake City	UT	\$387,889.00	3	Omaha	NE	\$1,537,895.00
4	Salt Lake City	UT	\$74,871.29	4	Lincoln	NE	\$421,360.00	4	Salt Lake City	UT	\$1,690,613.42
5	Los Angeles	CA	\$74,958.00	5	Seattle	WA	\$432,401.80	5	Springfield	MO	\$2,083,600.00
6	Omaha	NE	\$81,945.00	6	Springfield	MO	\$467,250.00	6	Huntsville	AL	\$2,113,300.00
7	Springfield	MO	\$85,400.00	7	Indianapolis	IN	\$489,880.67	7	Indianapolis	IN	\$2,122,420.67
8	Lincoln	NE	\$89,260.00	8	Louisville	KY	\$497,764.89	8	Seattle	WA	\$2,139,168.03
9	Little Rock	AR	\$94,176.33	9	Myrtle Beach	SC	\$510,728.00	9	Louisville	KY	\$2,176,274.41
10	Louisville	KY	\$95,570.43	10	Little Rock	AR	\$520,019.88	10	Knoxville	TN	\$2,197,500.00
11	Indianapolis	IN	\$96,722.17	11	Huntsville	AL	\$524,700.00	11	Myrtle Beach	SC	\$2,237,098.00
12	Myrtle Beach	SC	\$98,412.00	12	Bellevue	WA	\$560,006.42	12	Little Rock	AR	\$2,277,888.88
13	Phoenix	AZ	\$109,194.33	13	Jackson	TN	\$618,500.00	13	Jackson	TN	\$2,575,800.00
14	Jackson	TN	\$118,730.00	14	Cincinnati	OH	\$625,097.99	14	Memphis	TN	\$2,614,100.00
15	Huntsville	AL	\$123,275.00	15	Nashville	TN	\$634,600.00	15	Nashville	TN	\$2,630,900.00
16	Knoxville	TN	\$125,760.00	16	Knoxville	TN	\$639,300.00	16	Cincinnati	OH	\$2,650,459.49
17	Memphis	TN	\$125,985.00	17	Memphis	TN	\$642,000.00	17	Bellevue	WA	\$2,700,867.76
18	Orlando	FL	\$126,715.00	18	El Paso	TX	\$652,200.00	18	El Paso	TX	\$2,816,000.00
19	El Paso	TX	\$128,955.00	19	Chattanooga	TN	\$683,460.00	19	Chattanooga	TN	\$2,845,660.00
20	Jacksonville	FL	\$132,689.18	20	Orlando	FL	\$710,015.00	20	Phoenix	AZ	\$2,881,662.23
21	Chattanooga	TN	\$132,895.00	21	Phoenix	AZ	\$718,354.30	21	Jacksonville	FL	\$3,136,335.02
22	Austin	TX	\$134,710.00	22	Los Angeles	CA	\$738,227.00	22	Los Angeles	CA	\$3,145,457.00
23	Nashville	TN	\$135,541.20	23	Austin	TX	\$740,600.00	23	Austin	TX	\$3,348,700.00
24	Peoria	IL	\$137,035.99	24	Jacksonville	FL	\$765,532.67	24	Orlando	FL	\$3,355,015.00
25	Cincinnati	OH	\$137,649.29	25	Peoria	IL	\$889,929.49	25	Peoria	IL	\$4,407,889.49
26	Springfield	IL	\$138,003.99	26	Springfield	IL	\$893,801.49	26	Springfield	IL	\$4,421,441.49
27	Decatur	IL	\$138,894.99	27	Decatur	IL	\$897,365.49	27	Decatur	IL	\$4,433,915.49
28	Gainesville	FL	\$160,765.00	28	Kissimmee	FL	\$962,057.12	28	Kissimmee	FL	\$4,445,257.12
29	Tallahassee	FL	\$163,615.00	29	Tallahassee	FL	\$980,470.00	29	Tallahassee	FL	\$4,655,670.00
30	Kissimmee	FL	\$168,677.12	30	Boston	MA	\$1,513,774.57	30	Boston	MA	\$7,101,474.57
31	Boston	MA	\$258,444.57								

RESIDENTIAL GAS BILLS

Rates in effect January 1, 2008

Rank	City	State	Utility Company	10 CCF	30 CCF	50 CCF	70 CCF	100 CCF	200 CCF	300 CCF
1	El Paso	TX	Texas Gas Service Company	\$18.01	\$33.26	\$48.51	\$63.76	\$86.63	\$162.87	\$247.63
2	Omaha	NE	Metropolitan Utilities District	\$20.41	\$37.24	\$54.07	\$70.90	\$96.14	\$180.28	\$264.42
3	Detroit	MI	Michigan Consolidated Gas Company	\$17.37	\$35.10	\$52.84	\$70.57	\$97.18	\$185.85	\$274.53
4	Indianapolis	IN	Citizens Gas & Coke Utility	\$20.14	\$40.42	\$60.38	\$79.09	\$107.16	\$200.72	\$294.28
5	Las Vegas	NV	Southwest Gas Corporation	\$19.71	\$42.12	\$63.58	\$82.17	\$110.07	\$203.04	\$296.01
6	Springfield	MO	City Utilities of Springfield, MO	\$18.16	\$37.97	\$57.78	\$77.59	\$107.30	\$206.35	\$305.40
7	Houston	TX	CenterPoint Energy	\$20.63	\$40.90	\$61.16	\$81.43	\$111.83	\$213.15	\$314.48
8	Austin	TX	Texas Gas Service Company	\$18.02	\$38.56	\$59.11	\$79.65	\$110.46	\$213.17	\$315.88
9	Louisville	KY	Louisville Gas and Electric Company	\$19.09	\$40.13	\$61.18	\$82.22	\$113.79	\$219.02	\$324.25
10	Springfield	IL	AmerenCILCO	\$21.43	\$42.39	\$63.35	\$84.30	\$115.74	\$220.53	\$325.32
11	Chicago	IL	The Peoples Gas Light and Coke Company	\$22.80	\$47.88	\$72.99	\$92.67	\$122.21	\$220.69	\$319.16
12	Decatur	IL	AmerenIP	\$21.28	\$42.38	\$63.48	\$84.58	\$116.23	\$221.73	\$327.24
13	St. Louis	MO	Laclede Gas	\$32.24	\$64.40	\$83.10	\$101.81	\$129.87	\$223.40	\$316.95
14	Bellevue	WA	Puget Sound Energy, Inc.	\$19.11	\$40.82	\$62.54	\$84.26	\$116.83	\$225.41	\$333.99
15	Peoria	IL	AmerenCILCO	\$22.94	\$44.30	\$65.67	\$86.93	\$119.08	\$225.90	\$332.72
16	San Antonio	TX	CPS Energy	\$17.79	\$39.75	\$61.72	\$83.68	\$116.62	\$226.43	\$336.24
17	Chattanooga	TN	Chattanooga Gas Company	\$23.89	\$47.27	\$69.47	\$91.23	\$123.88	\$232.68	\$341.49
18	Jackson	TN	Jackson Energy Authority	\$19.94	\$44.62	\$67.15	\$89.68	\$123.48	\$236.14	\$348.80
19	Little Rock	AR	CenterPoint Energy	\$22.71	\$48.64	\$74.57	\$96.90	\$130.40	\$242.05	\$353.71
20	Los Angeles	CA	Southern California Gas Company	\$15.58	\$36.73	\$58.16	\$83.09	\$110.49	\$245.13	\$369.79
21	Cincinnati	OH	Duke Energy	\$24.16	\$47.76	\$71.36	\$94.96	\$130.37	\$248.40	\$366.42
22	Memphis	TN	Memphis Light, Gas and Water	\$22.39	\$47.17	\$71.95	\$96.73	\$133.90	\$248.80	\$363.70
23	Baltimore	MD	Baltimore Gas and Electric Company	\$24.93	\$48.78	\$72.63	\$96.48	\$132.25	\$251.50	\$370.75
24	Philadelphia	PA	Exelon Corporation-PECO	\$19.49	\$44.06	\$68.64	\$93.22	\$130.08	\$252.96	\$375.84
25	Huntsville	AL	Huntsville Utilities	\$15.27	\$40.81	\$66.35	\$91.89	\$130.20	\$257.90	\$385.60
26	San Francisco	CA	Pacific Gas and Electric Company	\$11.44	\$34.31	\$57.18	\$81.85	\$122.90	\$259.73	\$396.56
27	Springfield	VA	Washington Gas	\$23.27	\$50.97	\$76.19	\$101.42	\$139.25	\$261.81	\$383.18
28	Nashville	TN	Piedmont Natural Gas (Nashville Gas)	\$25.89	\$51.66	\$77.43	\$103.20	\$141.85	\$270.70	\$399.56
29	Boston	MA	NSTAR Electric and Gas	\$22.19	\$53.56	\$84.94	\$110.41	\$148.65	\$276.08	\$403.50
30	Gainesville	FL	Gainesville Regional Utilities	\$20.84	\$48.21	\$75.58	\$102.95	\$144.00	\$280.85	\$417.70
31	Washington, D.C.		Washington Gas	\$21.75	\$49.36	\$76.98	\$104.58	\$145.99	\$284.03	\$422.07
32	Charlotte	NC	Piedmont Natural Gas (North Carolina Service Area)	\$23.77	\$51.32	\$78.87	\$106.42	\$147.74	\$285.47	\$423.21
33	Jacksonville	FL	TECO-Peoples Gas	\$23.87	\$51.61	\$79.35	\$107.09	\$148.70	\$287.40	\$426.10
34	Orlando	FL	TECO-Peoples Gas	\$23.87	\$51.61	\$79.35	\$107.09	\$148.70	\$287.40	\$426.10
35	Tallahassee	FL	City of Tallahassee	\$21.19	\$49.58	\$77.96	\$106.35	\$148.92	\$290.85	\$432.77
36	Knoxville	TN	Knoxville Utilities Board	\$21.85	\$54.63	\$83.45	\$112.27	\$155.49	\$299.57	\$443.65
37	Marietta	GA	Georgia Natural Gas	\$20.75	\$50.35	\$79.95	\$109.55	\$153.95	\$301.95	\$449.95
38	Phoenix	AZ	Southwest Gas Corporation	\$24.79	\$54.98	\$84.55	\$113.91	\$157.96	\$304.78	\$451.61
39	Greenville	SC	Piedmont Natural Gas (South Carolina Service Area)	\$24.99	\$54.98	\$84.97	\$114.96	\$159.94	\$309.87	\$459.81

COMMERCIAL GAS BILLS

Rates in effect January 1, 2008

200 CCF Per Month				500 CCF Per Month				1000 CCF Per Month			
Rank	City	State		Rank	City	State		Rank	City	State	
1	El Paso	TX	\$180.04	1	El Paso	TX	\$440.10	1	El Paso	TX	\$863.53
2	Omaha	NE	\$188.78	2	Omaha	NE	\$446.45	2	Omaha	NE	\$875.90
3	Indianapolis	IN	\$196.77	3	Indianapolis	IN	\$467.55	3	Indianapolis	IN	\$912.70
4	Detroit	MI	\$201.86	4	Detroit	MI	\$474.64	4	Detroit	MI	\$929.29
5	Austin	TX	\$212.87	5	Austin	TX	\$514.55	5	Springfield	MO	\$1,015.50
6	Little Rock	AR	\$221.81	6	Las Vegas	NV	\$518.35	6	Austin	TX	\$1,017.35
7	Springfield	MO	\$223.10	7	Springfield	MO	\$520.25	7	Chicago	IL	\$1,047.30
8	Louisville	KY	\$224.40	8	Little Rock	AR	\$535.04	8	Louisville	KY	\$1,056.30
9	Las Vegas	NV	\$225.34	9	Louisville	KY	\$536.36	9	Little Rock	AR	\$1,057.07
10	Bellevue	WA	\$226.15	10	Peoria	IL	\$536.43	10	Los Angeles	CA	\$1,057.86
11	San Antonio	TX	\$226.43	11	Bellevue	WA	\$539.13	11	Bellevue	WA	\$1,060.76
12	Houston	TX	\$229.30	12	Springfield	IL	\$543.30	12	Springfield	IL	\$1,066.35
13	Springfield	IL	\$229.47	13	Houston	TX	\$544.98	13	Houston	TX	\$1,071.11
14	Peoria	IL	\$230.80	14	Chicago	IL	\$545.55	14	Decatur	IL	\$1,081.64
15	Decatur	IL	\$243.31	15	San Antonio	TX	\$555.86	15	Las Vegas	NV	\$1,082.96
16	Chicago	IL	\$244.50	16	Decatur	IL	\$557.69	16	San Antonio	TX	\$1,104.10
17	Jackson	TN	\$246.91	17	Los Angeles	CA	\$564.30	17	Peoria	IL	\$1,117.55
18	Los Angeles	CA	\$253.35	18	Jackson	TN	\$581.98	18	Jackson	TN	\$1,140.43
19	St. Louis	MO	\$254.54	19	Memphis	TN	\$605.50	19	Chattanooga	TN	\$1,188.40
20	Memphis	TN	\$257.20	20	Chattanooga	TN	\$608.70	20	Cincinnati	OH	\$1,210.17
21	Chattanooga	TN	\$260.88	21	Gainesville	FL	\$627.09	21	Memphis	TN	\$1,211.00
22	Huntsville	AL	\$261.20	22	Cincinnati	OH	\$632.07	22	Gainesville	FL	\$1,234.29
23	Gainesville	FL	\$262.77	23	Springfield	VA	\$644.33	23	Springfield	VA	\$1,265.13
24	Tallahassee	FL	\$267.87	24	Huntsville	AL	\$647.00	24	St. Louis	MO	\$1,265.60
25	Boston	MA	\$268.28	25	Boston	MA	\$648.19	25	Frederick	MD	\$1,266.83
26	Springfield	VA	\$271.85	26	Tallahassee	FL	\$651.69	26	Boston	MA	\$1,281.38
27	Orlando	FL	\$284.20	27	Frederick	MD	\$666.63	27	Huntsville	AL	\$1,290.00
28	Cincinnati	OH	\$285.20	28	Orlando	FL	\$680.51	28	Tallahassee	FL	\$1,291.37
29	Jacksonville	FL	\$285.41	29	Jacksonville	FL	\$683.53	29	Orlando	FL	\$1,311.92
30	Washington, D.C.		\$296.86	30	Charlotte	NC	\$695.40	30	Charlotte	NC	\$1,315.80
31	Frederick	MD	\$296.86	31	Washington, D.C.		\$702.55	31	Jacksonville	FL	\$1,317.96
32	Phoenix	AZ	\$303.26	32	Phoenix	AZ	\$708.66	32	Nashville	TN	\$1,367.69
33	Knoxville	TN	\$310.98	33	Nashville	TN	\$721.35	33	Phoenix	AZ	\$1,374.94
34	Charlotte	NC	\$323.16	34	Knoxville	TN	\$740.80	34	Washington, D.C.		\$1,378.70
35	Nashville	TN	\$333.54	35	St. Louis	MO	\$756.17	35	Knoxville	TN	\$1,450.20
36	Greenville	SC	\$353.35	36	Greenville	SC	\$770.88	36	Greenville	SC	\$1,466.75

INDUSTRIAL GAS BILLS

Rates in effect January 1, 2008

5,000 CCF Per Month			10,000 CCF Per Month			50,000 CCF Per Month			75,000 CCF Per Month		
Rank	City	State	Rank	City	State	Rank	City	State	Rank	City	State
1	El Paso	TX	1	Indianapolis	IN	1	Springfield	MO	1	Springfield	MO
2	Omaha	NE	2	El Paso	TX	2	Indianapolis	IN	2	Indianapolis	IN
3	Indianapolis	IN	3	Omaha	NE	3	Los Angeles	CA	3	Los Angeles	CA
4	Detroit	MI	4	Los Angeles	CA	4	Little Rock	AR	4	Little Rock	AR
5	Las Vegas	NV	5	Detroit	MI	5	El Paso	TX	5	El Paso	TX
6	Los Angeles	CA	6	Las Vegas	NV	6	Bellevue	WA	6	Bellevue	WA
7	Austin	TX	7	Austin	TX	7	Las Vegas	NV	7	Las Vegas	NV
8	Springfield	MO	8	Chicago	IL	8	Omaha	NE	8	Omaha	NE
9	Louisville	KY	9	Springfield	MO	9	Detroit	MI	9	Detroit	MI
10	Chicago	IL	10	Louisville	KY	10	Peoria	IL	10	Peoria	IL
11	Little Rock	AR	11	Little Rock	AR	11	Chicago	IL	11	Nashville	TN
12	Charlotte	NC	12	Charlotte	NC	12	Austin	TX	12	Austin	TX
13	Springfield	IL	13	Springfield	IL	13	Decatur	IL	13	Chicago	IL
14	Bellevue	WA	14	San Antonio	TX	14	Charlotte	NC	14	Decatur	IL
15	Decatur	IL	15	Peoria	IL	15	San Antonio	TX	15	Charlotte	NC
16	Nashville	TN	16	Decatur	IL	16	Louisville	KY	16	San Antonio	TX
17	San Antonio	TX	17	Nashville	TN	17	Springfield	IL	17	Louisville	KY
18	Houston	TX	18	Bellevue	WA	18	Nashville	TN	18	Springfield	IL
19	Jackson	TN	19	Houston	TX	19	Houston	TX	19	St. Louis	MO
20	Memphis	TN	20	St. Louis	MO	20	St. Louis	MO	20	Houston	TX
21	Cincinnati	OH	21	Jackson	TN	21	Chattanooga	TN	21	Chattanooga	TN
22	Chattanooga	TN	22	Cincinnati	OH	22	Phoenix	AZ	22	Greenville	SC
23	Greenville	SC	23	Greenville	SC	23	Greenville	SC	23	Phoenix	AZ
24	Knoxville	TN	24	Memphis	TN	24	Huntsville	AL	24	Knoxville	TN
25	St. Louis	MO	25	Chattanooga	TN	25	Jackson	TN	25	Huntsville	AL
26	Peoria	IL	26	Gainesville	FL	26	Knoxville	TN	26	Jackson	TN
27	Springfield	VA	27	Frederick	MD	27	Cincinnati	OH	27	Cincinnati	OH
28	Gainesville	FL	28	Springfield	VA	28	Gainesville	FL	28	Gainesville	FL
29	Frederick	MD	29	Phoenix	AZ	29	Frederick	MD	29	Frederick	MD
30	Huntsville	AL	30	Boston	MA	30	Springfield	VA	30	Springfield	VA
31	Phoenix	AZ	31	Huntsville	AL	31	Memphis	TN	31	Memphis	TN
32	Boston	MA	32	Tallahassee	FL	32	Boston	MA	32	Boston	MA
33	Tallahassee	FL	33	Orlando	FL	33	Orlando	FL	33	Orlando	FL
34	Orlando	FL	34	Jacksonville	FL	34	Jacksonville	FL	34	Jacksonville	FL
35	Jacksonville	FL	35	Knoxville	TN	35	Tallahassee	FL	35	Tallahassee	FL
36	Washington, D.C.		36	Washington, D.C.		36	Washington, D.C.		36	Washington, D.C.	

RESIDENTIAL WATER BILLS

Rates in effect January 1, 2008

Rank	City	State	Company	5 CCF	10 CCF	15 CCF
1	Memphis	TN	Memphis Light, Gas and Water	\$5.70	\$11.41	\$17.11
2	Chicago	IL	City of Chicago-Public Works	\$5.72	\$11.44	\$17.16
3	Phoenix	AZ	City of Phoenix, Water Service Department	\$5.89	\$11.97	\$23.42
4	Huntsville	AL	Huntsville Utilities	\$8.33	\$13.83	\$19.44
5	Orlando	FL	Orlando Utilities Commission	\$8.40	\$12.71	\$19.07
6	Little Rock	AR	Central Arkansas Water	\$8.64	\$15.09	\$21.54
7	Nashville	TN	Metro Water Services	\$8.73	\$18.78	\$28.83
8	Dallas	TX	Dallas Water Utilities	\$9.17	\$18.48	\$28.09
9	Omaha	NE	Metropolitan Utilities District	\$9.20	\$14.14	\$20.54
10	Austin	TX	City of Austin - Austin Water Utility	\$9.79	\$18.88	\$31.77
11	New York	NY	New York City Water Board	\$10.10	\$20.20	\$30.30
12	Tallahassee	FL	City of Tallahassee	\$10.19	\$15.09	\$19.86
13	Detroit	MI	Detroit Water and Sewerage Department	\$10.42	\$17.20	\$23.98
14	Gainesville	FL	Gainesville Regional Utilities	\$11.21	\$17.05	\$25.68
15	Oklahoma City	OK	City of Oklahoma City	\$11.26	\$19.46	\$27.66
16	Cincinnati	OH	Greater Cincinnati Water Works	\$12.66	\$21.56	\$30.46
17	Jacksonville	FL	Jacksonville Electric Authority	\$13.02	\$16.37	\$19.72
18	Jackson	TN	Jackson Energy Authority	\$13.22	\$23.95	\$33.08
19	Houston	TX	City of Houston-Department of Public Works	\$14.00	\$24.55	\$34.79
19	Springfield	MO	City Utilities of Springfield, MO	\$14.00	\$24.20	\$34.40
20	Chattanooga	TN	Tennessee-American Water Company	\$14.27	\$29.63	\$45.00
21	Knoxville	TN	Knoxville Utilities Board	\$14.35	\$25.85	\$39.05
22	Louisville	KY	Louisville Water Company	\$14.38	\$23.64	\$33.40
22	Marietta	GA	Marietta Power and Water	\$14.98	\$26.50	\$40.90
23	San Antonio	TX	San Antonio Water System	\$15.41	\$24.25	\$34.55
24	San Francisco	CA	San Francisco Public Utilities Commission	\$15.84	\$28.34	\$40.84
25	Philadelphia	PA	Philadelphia Water Department	\$16.00	\$26.90	\$37.80
26	Indianapolis	IN	Indianapolis Water-Department of Waterworks	\$17.31	\$26.41	\$35.51
27	Boston	MA	Boston Water and Sewer Commission	\$18.06	\$36.81	\$56.16
28	Baltimore	MD	Baltimore City-Bureau of Water and Wastewater	\$19.98	\$19.98	\$29.97
29	Reno	NV	Truckee Meadows Water Authority	\$20.44	\$27.68	\$51.90
30	St. Louis	MO	St. Louis Water Division	\$22.07	\$28.02	\$33.97
31	San Jose	CA	San Jose Water Company	\$25.13	\$36.24	\$47.35
32	Los Angeles	CA	Los Angeles Department of Water and Power	\$27.22	\$27.22	\$40.83

RESIDENTIAL WASTEWATER BILLS

Rates in effect January 1, 2008

Rank	City	State	Company	5 CCF	10 CCF	15 CCF
1	Memphis	TN	City of Memphis - Public Works Department	\$3.27	\$6.55	\$9.82
2	Chicago	IL	City of Chicago-Public Works	\$4.80	\$9.61	\$14.41
3	Oklahoma City	OK	City of Oklahoma City	\$8.82	\$20.58	\$32.34
4	Phoenix	AZ	City of Phoenix, Water Service Department	\$10.23	\$19.24	\$28.26
5	Omaha	NE	City of Omaha - Public Works Department	\$11.73	\$15.36	\$18.99
6	San Antonio	TX	San Antonio Water System	\$11.75	\$19.06	\$26.36
7	Los Angeles	CA	City of LA, Bureau of Sanitation	\$12.20	\$24.40	\$33.55
8	Indianapolis	IN	City of Indianapolis-Public Works	\$12.40	\$24.80	\$37.20
9	Springfield	MO	City of Springfield, MO-Wastewater Operations	\$13.02	\$17.62	\$22.22
10	Houston	TX	City of Houston-Department of Public Works	\$13.79	\$28.76	\$42.59
11	Huntsville	AL	Huntsville Utilities	\$14.92	\$29.85	\$44.77
12	Jackson	TN	Jackson Energy Authority	\$15.57	\$28.40	\$41.22
13	New York	NY	New York City Water Board	\$16.05	\$32.10	\$48.15
14	Nashville	TN	Metro Water Services	\$17.33	\$36.13	\$54.93
15	Dallas	TX	Dallas Water Utilities	\$18.19	\$32.89	\$47.59
16	Marietta	GA	Marietta Power and Water	\$18.32	\$42.76	\$67.20
17	St. Louis	MO	Metropolitan St. Louis Sewer District	\$20.10	\$29.50	\$38.90
18	Gainesville	FL	Gainesville Regional Utilities	\$21.32	\$38.63	\$55.95
19	Jacksonville	FL	Jacksonville Electric Authority	\$21.92	\$39.67	\$57.42
20	Orlando	FL	City of Orlando-Public Works	\$22.70	\$33.39	\$44.09
21	Boston	MA	Boston Water and Sewer Commision	\$23.39	\$47.36	\$71.74
22	Tallahassee	FL	City of Tallahassee	\$23.65	\$36.45	\$49.26
23	San Francisco	CA	San Francisco Public Utilities Commission	\$25.10	\$69.90	\$114.70
24	Philadelphia	PA	Philadelphia Water Department	\$25.45	\$34.31	\$43.17
25	Detroit	MI	Detroit Water and Sewerage Department	\$25.59	\$39.65	\$53.72
26	Austin	TX	City of Austin - Austin Water Utility	\$25.95	\$52.81	\$79.66
27	Cincinnati	OH	Metropolitan Sewer District of Greater Cincinnati	\$26.55	\$41.90	\$57.24
28	Baltimore	MD	Baltimore City-Bureau of Water and Wastewater	\$26.86	\$26.86	\$40.29
29	Louisville	KY	Louisville & Jefferson County Metropolitan Sewer District	\$27.45	\$35.68	\$43.90
30	Little Rock	AR	Little Rock Wastewater	\$28.22	\$42.37	\$56.52
31	Chattanooga	TN	City of Chattanooga-Public Works	\$33.33	\$66.65	\$99.98
32	Knoxville	TN	Knoxville Utilities Board	\$35.03	\$69.68	\$100.43

COMMERCIAL WATER BILLS

Rates in effect January 1, 2008

100 CCF Per Month				250 CCF Per Month				500 CCF Per Month			
Rank	City	State		Rank	City	State		Rank	City	State	
1	Jacksonville	FL	\$81.67	1	Jacksonville	FL	\$189.67	1	Jacksonville	FL	\$369.67
2	Orlando	FL	\$99.00	2	Orlando	FL	\$240.25	2	Memphis	TN	\$460.25
3	Huntsville	AL	\$100.90	3	Tallahassee	FL	\$246.64	3	Orlando	FL	\$474.00
4	Tallahassee	FL	\$101.90	4	Huntsville	AL	\$246.76	4	Tallahassee	FL	\$487.88
5	Omaha	NE	\$112.41	5	Memphis	TN	\$263.60	5	Huntsville	AL	\$489.86
6	Little Rock	AR	\$117.47	6	Omaha	NE	\$274.10	6	Omaha	NE	\$543.57
7	Memphis	TN	\$130.15	7	Little Rock	AR	\$289.97	7	St. Louis	MO	\$546.12
8	Detroit	MI	\$131.05	8	St. Louis	MO	\$313.62	8	Little Rock	AR	\$577.47
9	St. Louis	MO	\$135.12	9	Detroit	MI	\$316.90	9	Detroit	MI	\$605.57
10	Cincinnati	OH	\$155.73	10	Cincinnati	OH	\$368.73	10	Cincinnati	OH	\$723.73
11	Oklahoma City	OK	\$156.81	11	Oklahoma City	OK	\$388.46	11	Oklahoma City	OK	\$771.81
12	Dallas	TX	\$163.46	12	Dallas	TX	\$410.30	12	Jackson	TN	\$775.49
13	Philadelphia	PA	\$186.86	13	Philadelphia	PA	\$459.50	13	Springfield	MO	\$777.80
14	Nashville	TN	\$193.26	14	Nashville	TN	\$470.76	14	Dallas	TX	\$821.70
15	Jackson	TN	\$197.79	15	Jackson	TN	\$471.78	15	Philadelphia	PA	\$913.90
16	Louisville	KY	\$199.35	16	Louisville	KY	\$492.19	16	Nashville	TN	\$933.26
17	New York	NY	\$202.00	17	New York	NY	\$505.00	17	Louisville	KY	\$962.86
18	Reno	NV	\$204.11	18	Springfield	MO	\$519.80	18	Knoxville	TN	\$971.45
19	Springfield	MO	\$213.80	19	Gainesville	FL	\$532.69	19	New York	NY	\$1,010.00
20	Gainesville	FL	\$216.29	20	Reno	NV	\$532.94	20	Chattanooga	TN	\$1,038.63
21	Phoenix	AZ	\$218.07	21	Marietta	GA	\$544.90	21	Gainesville	FL	\$1,060.03
22	Marietta	GA	\$219.46	22	Knoxville	TN	\$548.45	22	Reno	NV	\$1,077.52
23	San Jose	CA	\$236.21	23	Chattanooga	TN	\$555.88	23	Marietta	GA	\$1,083.46
24	San Francisco	CA	\$256.60	24	Phoenix	AZ	\$561.57	24	San Jose	CA	\$1,124.97
25	Knoxville	TN	\$263.45	25	San Jose	CA	\$569.50	25	Phoenix	AZ	\$1,134.07
26	Chattanooga	TN	\$266.23	26	San Francisco	CA	\$634.60	26	San Francisco	CA	\$1,264.60
27	Los Angeles	CA	\$281.00	27	Los Angeles	CA	\$702.50	27	Los Angeles	CA	\$1,405.00

COMMERCIAL WASTEWATER BILLS

Rates in effect January 1, 2008

100 CCF Per Month				250 CCF Per Month				500 CCF Per Month			
Rank	City	State		Rank	City	State		Rank	City	State	
1	Memphis	TN	\$65.45	1	Memphis	TN	\$163.63	1	Memphis	TN	\$327.25
2	Omaha	NE	\$81.38	2	Omaha	NE	\$190.28	2	Omaha	NE	\$371.78
3	Springfield	MO	\$105.05	3	Springfield	MO	\$243.05	3	Springfield	MO	\$473.05
4	Phoenix	AZ	\$169.87	4	Phoenix	AZ	\$422.85	4	Phoenix	AZ	\$844.47
5	Dallas	TX	\$186.75	5	Philadelphia	PA	\$459.59	5	Philadelphia	PA	\$902.59
6	Philadelphia	PA	\$193.79	6	Dallas	TX	\$461.64	6	Dallas	TX	\$919.79
7	Oklahoma City	OK	\$217.56	7	St. Louis	MO	\$508.10	7	St. Louis	MO	\$978.10
8	Orlando	FL	\$226.09	8	Orlando	FL	\$546.98	8	Orlando	FL	\$1,081.80
9	St. Louis	MO	\$226.10	9	Oklahoma City	OK	\$549.78	9	Oklahoma City	OK	\$1,099.56
10	Louisville	KY	\$263.60	10	Louisville	KY	\$640.59	10	Louisville	KY	\$1,268.91
11	Tallahassee	FL	\$269.66	11	Tallahassee	FL	\$657.87	11	Cincinnati	OH	\$1,271.76
12	Los Angeles	CA	\$274.50	12	Cincinnati	OH	\$658.51	12	Tallahassee	FL	\$1,304.89
13	Jackson	TN	\$289.85	13	Los Angeles	CA	\$686.25	13	Los Angeles	CA	\$1,372.50
14	Cincinnati	OH	\$290.56	14	Jackson	TN	\$706.11	14	Jackson	TN	\$1,399.88
15	Little Rock	AR	\$297.07	15	Detroit	MI	\$720.16	15	Detroit	MI	\$1,423.41
16	Detroit	MI	\$298.21	16	Little Rock	AR	\$721.57	16	Little Rock	AR	\$1,429.07
17	New York	NY	\$321.00	17	New York	NY	\$802.50	17	New York	NY	\$1,605.00
18	Gainesville	FL	\$350.32	18	Gainesville	FL	\$869.81	18	Nashville	TN	\$1,730.28
19	Huntsville	AL	\$350.81	19	Nashville	TN	\$872.78	19	Gainesville	FL	\$1,735.62
20	Nashville	TN	\$358.28	20	Huntsville	AL	\$877.03	20	Huntsville	AL	\$1,754.06
21	Jacksonville	FL	\$359.17	21	Jacksonville	FL	\$891.67	21	Jacksonville	FL	\$1,779.17
22	Marietta	GA	\$452.13	22	Marietta	GA	\$1,142.56	22	Marietta	GA	\$2,285.13
23	Knoxville	TN	\$623.18	23	Knoxville	TN	\$1,413.68	23	Knoxville	TN	\$2,642.18
24	San Francisco	CA	\$880.00	24	San Francisco	CA	\$2,200.00	24	San Francisco	CA	\$4,400.00

INDUSTRIAL WATER AND WASTEWATER BILLS

Rates in effect January 1, 2008

Water 10,000 CCF Per Month				WasteWater 10,000 CCF Per Month			
Rank	City	State		Rank	City	State	
1	Memphis	TN	\$6,220.27	1	Memphis	TN	\$6,545.00
2	Jacksonville	FL	\$7,209.67	2	Omaha	NE	\$7,675.63
3	Jackson	TN	\$8,008.31	3	Springfield	MO	\$9,213.05
4	Springfield	MO	\$8,187.80	4	Dallas	TX	\$17,656.29
5	Huntsville	AL	\$9,353.66	5	Philadelphia	PA	\$17,736.59
6	Orlando	FL	\$9,356.50	6	Jackson	TN	\$18,580.94
7	St. Louis	MO	\$9,381.12	7	St. Louis	MO	\$18,838.10
8	Tallahassee	FL	\$9,654.61	8	Phoenix	AZ	\$20,887.00
9	Little Rock	AR	\$9,902.79	9	Orlando	FL	\$21,404.96
10	Detroit	MI	\$11,198.07	10	Oklahoma City	OK	\$21,991.20
11	Knoxville	TN	\$11,731.45	11	Cincinnati	OH	\$24,575.26
12	Omaha	NE	\$12,493.60	12	Tallahassee	FL	\$25,891.65
13	Cincinnati	OH	\$12,725.44	13	Louisville	KY	\$26,192.27
14	Chattanooga	TN	\$13,047.13	14	Nashville	TN	\$26,749.35
15	Dallas	TX	\$13,439.90	15	Los Angeles	CA	\$27,450.00
16	Oklahoma City	OK	\$15,339.11	16	Detroit	MI	\$28,146.91
17	Philadelphia	PA	\$15,565.16	17	Little Rock	AR	\$28,314.07
18	Nashville	TN	\$16,112.79	18	Huntsville	AL	\$29,695.60
19	Louisville	KY	\$16,246.12	19	New York	NY	\$32,100.00
20	New York	NY	\$20,200.00	20	Jacksonville	FL	\$35,504.17
21	Reno	NV	\$21,755.57	21	Knoxville	TN	\$40,502.18
22	San Jose	CA	\$22,233.02	22	San Francisco	CA	\$88,000.00
23	Phoenix	AZ	\$22,889.07				
24	San Francisco	CA	\$25,204.60				
25	Los Angeles	CA	\$28,100.00				

TYPICAL (WINTER) MONTHLY RESIDENTIAL UTILITY BILLS


Rates in effect January 1, 2008

Rank	City	State	1000 kWh Electricity	200 CCF Natural Gas	5 CCF Water	5 CCF Wastewater	Total
1	Omaha	NE	\$82.82	\$180.28	\$9.20	\$11.73	\$284.03
2	Springfield	MO	\$64.10	\$206.35	\$14.00	\$13.02	\$297.47
3	Indianapolis	IN	\$73.37	\$200.72	\$17.31	\$12.40	\$303.80
4	San Antonio	TX	\$67.06	\$226.43	\$15.41	\$11.75	\$320.65
5	St. Louis	MO	\$58.85	\$223.40	\$22.07	\$20.10	\$324.42
6	Detroit	MI	\$111.93	\$185.85	\$10.42	\$25.59	\$333.79
7	Memphis	TN	\$77.37	\$248.80	\$5.70	\$3.27	\$335.14
8	Louisville	KY	\$74.53	\$219.02	\$14.38	\$27.45	\$335.38
9	Chicago	IL	\$105.45	\$220.69	\$5.72	\$4.80	\$336.66
10	Austin	TX	\$90.38	\$213.17	\$9.79	\$25.95	\$339.29
11	Jackson	TN	\$78.51	\$236.14	\$13.22	\$15.57	\$343.43
12	Huntsville	AL	\$73.30	\$257.90	\$8.33	\$14.92	\$354.45
13	Chattanooga	TN	\$81.97	\$232.68	\$14.27	\$33.33	\$362.25
14	Little Rock	AR	\$97.15	\$242.05	\$8.64	\$28.22	\$376.06
15	Houston	TX	\$135.50	\$213.15	\$14.00	\$13.79	\$376.44
16	Nashville	TN	\$87.67	\$270.70	\$8.73	\$17.33	\$384.43
17	Cincinnati	OH	\$107.24	\$248.40	\$12.66	\$26.55	\$394.85
18	Los Angeles	CA	\$111.05	\$245.13	\$27.22	\$12.20	\$395.60
19	Orlando	FL	\$97.95	\$287.40	\$8.40	\$22.70	\$416.45
20	Phoenix	AZ	\$96.97	\$304.78	\$5.89	\$10.23	\$417.87
21	Metro Atlanta (Marietta)	GA	\$84.39	\$301.95	\$14.98	\$18.32	\$419.64
22	Jacksonville	FL	\$98.46	\$287.40	\$13.02	\$21.92	\$420.80
23	Knoxville	TN	\$79.23	\$299.57	\$14.35	\$35.03	\$428.18
24	Gainesville	FL	\$118.54	\$280.85	\$11.21	\$21.32	\$431.92
25	Baltimore	MD	\$140.08	\$251.50	\$19.98	\$26.86	\$438.42
26	Philadelphia	PA	* \$151.81	\$252.96	\$16.00	\$25.45	\$446.22
27	San Francisco	CA	\$164.19	\$259.73	\$15.84	\$25.10	\$464.86
28	Tallahassee	FL	\$140.90	\$290.85	\$10.19	\$23.65	\$465.59
29	Boston	MA	\$186.21	\$276.08	\$18.06	\$23.39	\$503.74
30	New York	NY	* \$205.90	** \$297.49	\$10.10	\$16.05	\$529.54

* Note electric rates for New York and Philadelphia were obtained from the 2008 CPS Energy Bill Comparisons Publication

** Note gas rates for New York were obtained from the American Gas Association (AGA)

MEMPHIS LIGHT, GAS AND WATER DIVISION
Rates and Regulatory Affairs
P.O. Box 430
Memphis, TN 38101-0430
(901) 528-4607



www.mlgw.com

5-08/MLGW/GB/1M